

# TAN40VS

SL 15-01






DC



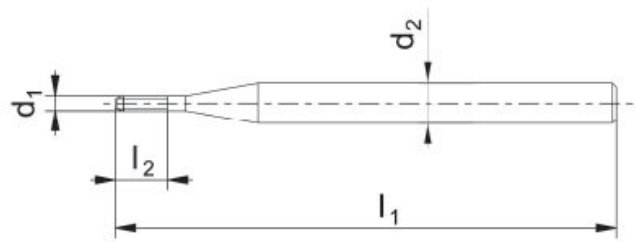
**Material groups**

- 11
- 12
- 13
- 14
- 32
- 63
- 71
- 72
- 73
- 74
- 92
- 93
- 94



**CHARACTERISTICS**

**VS**
**PM**
 < 2 x D
 L20
 CLASSIC
 SYNCHRO
 2 x P

**Technical drawing**



**Tool data**

ID	D1	Ø d1	P	l1	l2	d2		
600079	SL1.2	1.20	0.200	40.0	3.6	2.50	3	1.12

**Product range TAN40VS SL1.2**

ID	D1	Ø d1	P	l1	l2	d2		
600073	SL0.5	0.50	0.100	25.0	1.5	2.00	3	0.46
600074	SL0.6	0.60	0.125	25.0	1.8	2.00	3	0.55
600075	SL0.7	0.70	0.150	25.0	2.1	2.00	3	0.64
600076	SL0.8	0.80	0.150	25.0	2.4	2.00	3	0.74
600077	SL0.9	0.90	0.175	25.0	2.7	2.00	3	0.83
600078	SL1	1.00	0.200	40.0	3.0	2.50	3	0.92
600079	SL1.2	1.20	0.200	40.0	3.6	2.50	3	1.12
600080	SL1.4	1.40	0.250	40.0	4.2	2.50	3	1.30