

GW3016VX

NIHS 06-10

DC



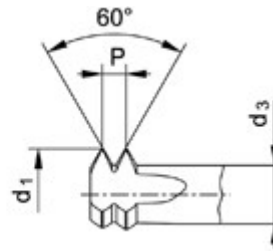
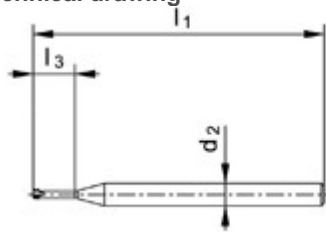
Material groups



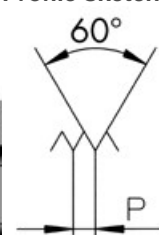
CHARACTERISTICS



Technical drawing



Profile sketch



Tool data

ID	D1	Ø d1	P	l1	l2	l3	d2		
194308	S1.2	0.91	0.250	39.0	0.5	3.4	3.00	3	1.02

Product range GW3016VX S1.2x0.25

ID	D1	Ø d1	P	l1	l2	l3	d2		
194305	S0.8	0.57	0.200	39.0	0.4	2.3	3.00	3	0.66
194306	S0.9	0.64	0.225	39.0	0.5	2.6	3.00	3	0.74
194307	S1	0.71	0.250	39.0	0.5	2.9	3.00	3	0.82
194308	S1.2	0.91	0.250	39.0	0.5	3.4	3.00	3	1.02
194309	S1.4	1.06	0.300	39.0	0.6	3.9	3.00	3	1.18