

# TAZ50

DIN 13

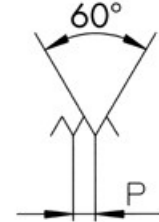
DIN 371





### CHARACTERISTICS




Profile sketch



### Tool data

ID	D1	Ø d1	Tol	P	l1	l2	d2	a		
194144	M2.5x0.35	2.50	6H	0.350	50.0	7.5	2.80	2.1	3	2.15

### Product range TAZ50 M2.5x0.35 6H

ID	D1	Ø d1	Tol	P	l1	l2	d2	a		
194133	M1.4x0.2	1.40	4H	0.200	40.0	4.2	2.50	0.0	3	1.20
194134	M1.6x0.2	1.60	4H	0.200	40.0	4.8	2.50	0.0	3	1.40
194135	M1.8x0.2	1.80	4H	0.200	40.0	5.4	2.50	0.0	3	1.60
194137	M2x0.25	2.00	4H	0.250	45.0	6.0	2.80	2.1	3	1.75
194136	M2x0.2	2.00	4H	0.200	45.0	6.0	2.80	2.1	3	1.80
194139	M2.2x0.25	2.20	4H	0.250	45.0	6.6	2.80	2.1	3	1.95
194138	M2.2x0.2	2.20	4H	0.200	45.0	6.6	2.80	2.1	3	2.00
194141	M2.3x0.25	2.30	4H	0.250	45.0	6.9	2.80	2.1	3	2.05
194140	M2.3x0.2	2.30	4H	0.200	45.0	6.9	2.80	2.1	3	2.10
194144	M2.5x0.35	2.50	6H	0.350	50.0	7.5	2.80	2.1	3	2.15
194143	M2.5x0.25	2.50	4H	0.250	50.0	7.5	2.80	2.1	3	2.25
194142	M2.5x0.2	2.50	4H	0.200	50.0	7.5	2.80	2.1	3	2.30
194145	M2.6x0.35	2.60	6H	0.350	50.0	7.8	2.80	2.1	3	2.25