

# TAZ50

DIN 13

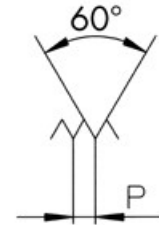
DIN 371





### CHARACTERISTICS



Profile sketch



### Tool data

ID	D1	Ø d1	Tol	P	l1	l2	d2	a		
194130	M2.3	2.30	6H	0.400	45.0	9.0	2.80	2.1	3	1.90

### Product range TAZ50 M2.3 6H

ID	D1	Ø d1	Tol	P	l1	l2	d2	a		
194119	M0.5	0.50	4H	0.125	25.0	1.5	2.00	0.0	3	0.41
194120	M0.6	0.60	4H	0.150	25.0	1.8	2.00	0.0	3	0.50
194121	M0.7	0.70	4H	0.175	25.0	2.1	2.00	0.0	3	0.58
194122	M0.8	0.80	4H	0.200	25.0	2.4	2.00	0.0	3	0.66
194123	M0.9	0.90	4H	0.225	25.0	2.7	2.00	0.0	3	0.74
194124	M1	1.00	4H	0.250	40.0	3.0	2.50	0.0	3	0.75
194125	M1.2	1.20	4H	0.250	40.0	3.6	2.50	0.0	3	0.95
194126	M1.4	1.40	4H	0.300	40.0	4.2	2.50	0.0	3	1.10
194127	M1.6	1.60	6H	0.350	40.0	4.8	2.50	0.0	3	1.25
194128	M1.8	1.80	6H	0.350	40.0	5.4	2.50	0.0	3	1.45
194129	M2	2.00	6H	0.400	45.0	8.0	2.80	2.1	3	1.60
194130	M2.3	2.30	6H	0.400	45.0	9.0	2.80	2.1	3	1.90
194131	M2.5	2.50	6H	0.450	50.0	10.0	2.80	2.1	3	2.05
194132	M2.6	2.60	6H	0.450	50.0	10.0	2.80	2.1	3	2.15