

CMS50VS

ASME B1.1

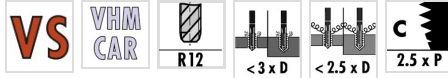
DC



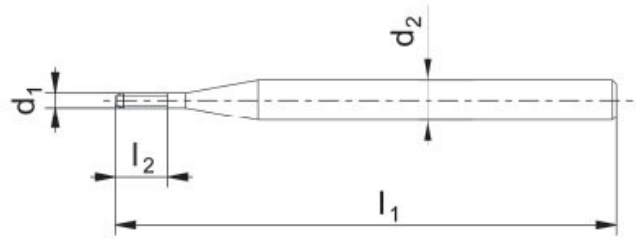
Material groups



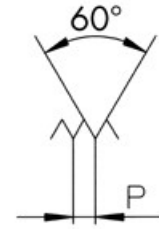
CHARACTERISTICS



Technical drawing



Profile sketch



Tool data

ID	D1	Ø d1	ToI	P	l1	l2	d2		
193739	UNF1-72	1.85	2B	0.353	32.0	7.0	2.00	3	1.50

Product range CMS50VS UNF1-72 2B

ID	D1	Ø d1	ToI	P	l1	l2	d2		
193738	UNF0-80	1.52	2B	0.318	32.0	5.7	2.00	3	1.20
193739	UNF1-72	1.85	2B	0.353	32.0	7.0	2.00	3	1.50
193740	UNF2-64	2.18	2B	0.397	39.0	8.2	3.00	3	1.80
193741	UNF3-56	2.52	2B	0.454	39.0	9.4	3.00	3	2.10