

CMS50

ASME B1.1

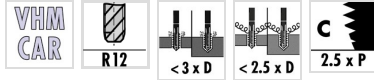
DC



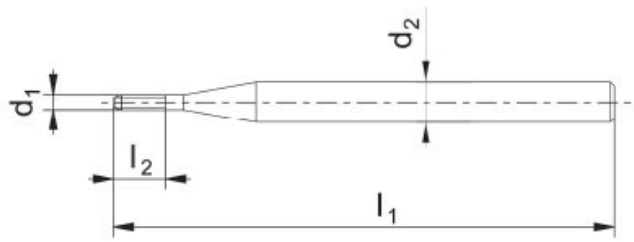
Material groups



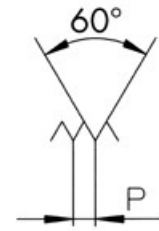
CHARACTERISTICS



Technical drawing



Profile sketch



Tool data

ID	D1	Ø d1	Tol	P	l1	l2	d2		
193670	UNC2-56	2.18	2B	0.454	39.0	8.2	3.00	3	1.75

Product range CMS50 UNC2-56 2B

ID	D1	Ø d1	Tol	P	l1	l2	d2		
193669	UNC1-64	1.85	2B	0.397	32.0	7.0	2.00	3	1.45
193670	UNC2-56	2.18	2B	0.454	39.0	8.2	3.00	3	1.75
193671	UNC3-48	2.52	2B	0.529	39.0	9.4	3.00	3	2.00