

# GW3017VX

ASME B1.1


DC



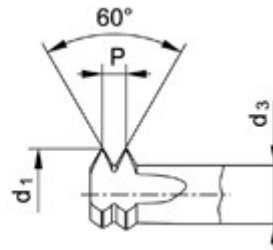
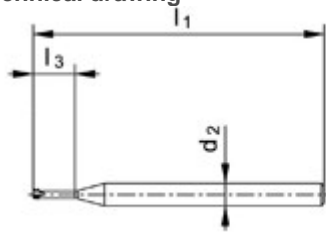
### Material groups



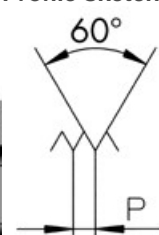
### CHARACTERISTICS



### Technical drawing



### Profile sketch



### Tool data

ID	D1	Ø d1	P	l1	l2	l3	d2		
187447	UNF12-28	4.44	0.907	51.0	1.8	18.1	5.00	4	4.60

### Product range GW3017VX UNF12-28

ID	D1	Ø d1	P	l1	l2	l3	d2		
187439	UNF0-80	1.15	0.318	39.0	0.6	5	3.00	3	1.20
187440	UNF1-72	1.44	0.353	39.0	0.7	6.1	3.00	3	1.50
187441	UNF2-64	1.73	0.397	39.0	0.8	7.1	3.00	3	1.80
187442	UNF4-48	2.23	0.529	39.0	1.1	9.3	3.00	3	2.35
187443	UNF5-44	2.51	0.577	51.0	1.2	10.6	5.00	4	2.60
187444	UNF6-40	2.77	0.635	51.0	1.3	11.7	5.00	4	2.90
187445	UNF8-36	3.35	0.706	51.0	1.4	13.8	5.00	4	3.50
187446	UNF10-32	3.91	0.794	51.0	1.6	15.9	5.00	4	4.05
187447	UNF12-28	4.44	0.907	51.0	1.8	18.1	5.00	4	4.60
187448	UNF1/4-28	4.95	0.907	51.0	1.8	20.7	5.00	4	5.50
187449	UNF5/16-24	5.95	1.058	75.0	2.1	26	6.00	5	6.90
187450	UNF3/8-24	7.10	1.058	83.0	2.1	31	8.00	5	8.50
187451	UNF7/16-20	7.95	1.270	83.0	2.5	36	8.00	5	9.80
187452	UNF1/2-20	9.95	1.270	95.0	2.5	41	10.00	5	11.40