

# GW3017VX

ASME B1.1

DC



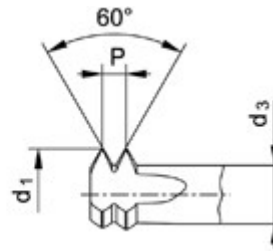
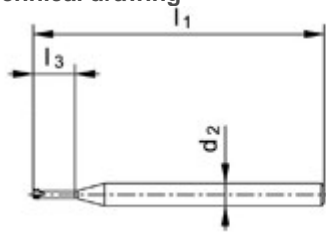
**Material groups**



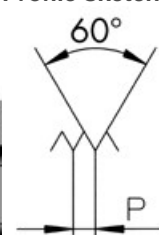
**CHARACTERISTICS**



**Technical drawing**



**Profile sketch**



**Tool data**

ID	D1	Ø d1	P	l1	l2	l3	d2		
187434	UNC1/4-20	4.89	1.270	51.0	2.5	21.4	5.00	4	5.10

**Product range GW3017VX UNC1/4-20**

ID	D1	Ø d1	P	l1	l2	l3	d2		
187426	UNC2-56	1.66	0.454	39.0	0.9	7.2	3.00	3	1.75
187427	UNC3-48	1.91	0.529	39.0	1.1	8.3	3.00	3	2.00
187428	UNC4-40	2.11	0.635	39.0	1.3	9.4	3.00	3	2.25
187429	UNC5-40	2.44	0.635	51.0	1.3	10.7	5.00	4	2.55
187430	UNC6-32	2.59	0.794	51.0	1.6	12	5.00	4	2.75
187431	UNC8-32	3.25	0.794	51.0	1.6	14	5.00	4	3.40
187432	UNC10-24	3.60	1.058	51.0	2.1	16.4	5.00	4	3.80
187433	UNC12-24	4.27	1.058	51.0	2.1	18.4	5.00	4	4.40
187434	UNC1/4-20	4.89	1.270	51.0	2.5	21.4	5.00	4	5.10
187435	UNC5/16-18	5.95	1.411	75.0	2.8	27	6.00	5	6.50
187436	UNC3/8-16	7.10	1.588	83.0	3.2	32	8.00	5	8.00
187437	UNC7/16-14	7.95	1.814	83.0	3.6	37	8.00	5	9.30
187438	UNC1/2-13	9.95	1.954	95.0	3.9	42	10.00	5	10.80