

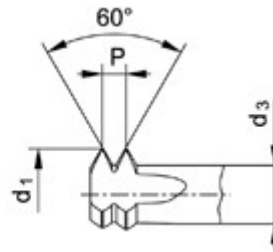
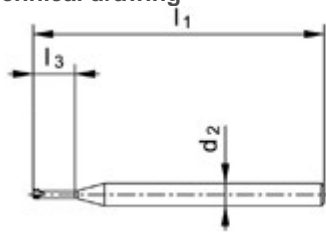
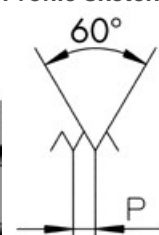
GW3017VX



DIN 13

DC


Material groups


CHARACTERISTICS

Technical drawing

Profile sketch

Tool data

ID	D1	Ø d1	P	l1	l2	l3	d2		
187415	M4x0.5	3.43	0.500	51.0	1.0	12.9	5.00	4	3.50

Product range GW3017VX M4x0.5

ID	D1	Ø d1	P	l1	l2	l3	d2		
187410	M2x0.2	1.77	0.200	39.0	0.4	6.3	3.00	3	1.80
187412	M2.5x0.2	2.27	0.200	39.0	0.4	7.8	3.00	3	2.30
187411	M2x0.25	1.71	0.250	39.0	0.5	6.4	3.00	3	1.75
187413	M2.5x0.25	2.21	0.250	39.0	0.5	7.9	3.00	3	2.25
187414	M3x0.35	2.60	0.350	51.0	0.7	9.7	5.00	4	2.65
187415	M4x0.5	3.43	0.500	51.0	1.0	12.9	5.00	4	3.50
187416	M5x0.5	4.43	0.500	51.0	1.0	15.9	5.00	4	4.50
187417	M6x0.75	4.95	0.750	51.0	1.5	19.4	5.00	4	5.25
187418	M8x1	5.95	1.000	75.0	2.0	26	6.00	5	7.00
187419	M10x1	7.95	1.000	83.0	2.0	32	8.00	5	9.00
187420	M10x1.25	7.95	1.250	83.0	2.5	33	8.00	5	8.80
187421	M12x1.5	9.95	1.500	95.0	3.0	39	10.00	5	10.50
187422	M14x1.5	10.95	1.500	120.0	3.0	51	12.00	5	12.50
187423	M16x1.5	10.95	1.500	120.0	3.0	51	12.00	5	14.50
187424	M18x1.5	13.95	1.500	135.0	3.0	63	14.00	6	16.50

ID	D1	Ø d1	P	l1	l2	l3	d2		
187425	M20x1.5	13.95	1.500	135.0	3.0	63	14.00	6	18.50