

GW3017VX

DIN 13

DC



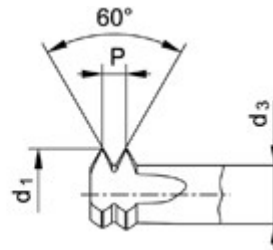
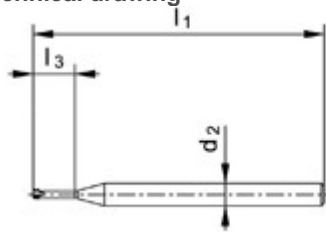
Material groups



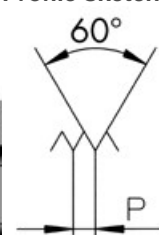
CHARACTERISTICS



Technical drawing



Profile sketch



Tool data

ID	D1	Ø d1	P	l1	l2	l3	d2		
187408	M18	13.95	2.500	135.0	5.0	65	14.00	6	15.50

Product range GW3017VX M18x2.5

ID	D1	Ø d1	P	l1	l2	l3	d2		
187389	M0.8	0.57	0.200	39.0	0.4	2.7	3.00	3	0.66
187390	M0.9	0.64	0.225	39.0	0.5	3	3.00	3	0.74
187391	M1	0.71	0.250	39.0	0.5	3.4	3.00	3	0.75
187392	M1.2	0.91	0.250	39.0	0.5	4	3.00	3	0.95
187393	M1.4	1.06	0.300	39.0	0.6	4.6	3.00	3	1.10
187394	M1.6	1.20	0.350	39.0	0.7	5.3	3.00	3	1.25
187395	M1.8	1.40	0.350	39.0	0.7	5.9	3.00	3	1.45
187396	M2	1.54	0.400	39.0	0.8	6.6	3.00	3	1.60
194317	M2.3	1.84	0.400	39.0	0.8	7.5	3.00	3	1.90
187397	M2.5	1.98	0.450	39.0	0.9	8.1	3.00	3	2.05
194318	M2.6	2.08	0.450	39.0	0.9	8.4	3.00	3	2.15
187398	M3	2.43	0.500	51.0	1.0	9.9	5.00	4	2.50
187399	M3.5	2.81	0.600	51.0	1.2	11.6	5.00	4	2.90
187400	M4	3.20	0.700	51.0	1.4	13.3	5.00	4	3.30
187401	M5	4.08	0.800	51.0	1.6	16.5	5.00	4	4.20

ID	D1	Ø d1	P	l1	l2	l3	d2		
187402	M6	4.85	1.000	51.0	2.0	19.8	5.00	4	5.00
187403	M8	5.95	1.250	75.0	2.5	27	6.00	5	6.80
187404	M10	7.95	1.500	83.0	3.0	33	8.00	5	8.50
187405	M12	9.95	1.750	95.0	3.5	40	10.00	5	10.20
187406	M14	10.95	2.000	120.0	4.0	52	12.00	5	12.00
187407	M16	10.95	2.000	120.0	4.0	52	12.00	5	14.00
187408	M18	13.95	2.500	135.0	5.0	65	14.00	6	15.50
187409	M20	13.95	2.500	135.0	5.0	65	14.00	6	17.50