

GW3016VX

ASME B1.1

DC



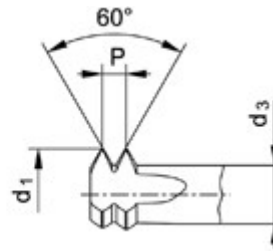
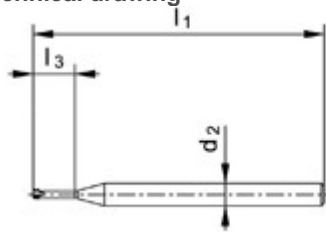
Material groups



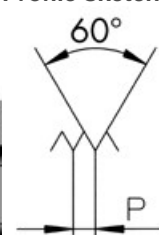
CHARACTERISTICS



Technical drawing



Profile sketch



Tool data

ID	D1	Ø d1	P	l1	l2	l3	d2		
187301	UNC5-40	2.44	0.635	51.0	1.3	9.1	5.00	4	2.55

Product range GW3016VX UNC5-40

ID	D1	Ø d1	P	l1	l2	l3	d2		
187298	UNC2-56	1.66	0.454	39.0	0.9	6.1	3.00	3	1.75
187299	UNC3-48	1.91	0.529	39.0	1.1	7	3.00	3	2.00
187300	UNC4-40	2.11	0.635	39.0	1.3	8	3.00	3	2.25
187301	UNC5-40	2.44	0.635	51.0	1.3	9.1	5.00	4	2.55
187302	UNC6-32	2.59	0.794	51.0	1.6	10.2	5.00	4	2.75
187303	UNC8-32	3.25	0.793	51.0	1.6	11.9	5.00	4	3.40
187304	UNC10-24	3.60	1.058	51.0	2.1	14	5.00	4	3.80
187305	UNC12-24	4.27	1.058	51.0	2.1	15.7	5.00	4	4.40
187306	UNC1/4-20	4.89	1.270	51.0	2.5	18.2	5.00	4	5.10
187307	UNC5/16-18	5.95	1.411	63.0	2.8	23	6.00	5	6.50
187308	UNC3/8-16	7.10	1.587	67.0	3.2	27	8.00	5	8.00
187309	UNC7/16-14	7.95	1.814	67.0	3.6	32	8.00	5	9.30
187310	UNC1/2-13	9.95	1.954	76.0	3.9	36	10.00	5	10.80