


GW3016VS

DIN 13

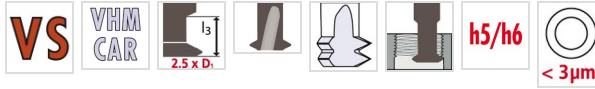
DC



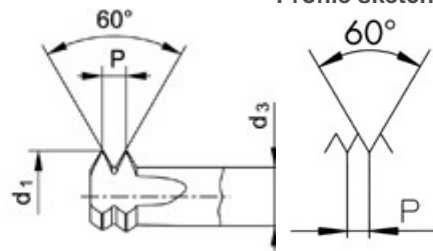
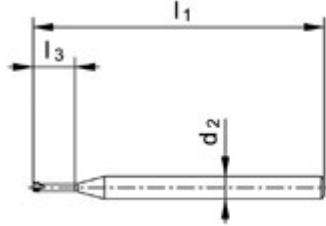
Material groups



CHARACTERISTICS



Technical drawing



Profile sketch

Tool data

ID	D1	Ø d1	P	l1	l2	l3	d2		
186814	M20	13.95	2.500	105.0	5.0	55	14.00	6	17.50

Product range GW3016VS M20x2.5

ID	D1	Ø d1	P	l1	l2	l3	d2		
167035	M0.8	0.57	0.200	39.0	0.4	2.3	3.00	3	0.66
167036	M0.9	0.64	0.225	39.0	0.5	2.6	3.00	3	0.74
167037	M1	0.71	0.250	39.0	0.5	2.9	3.00	3	0.75
167038	M1.2	0.91	0.250	39.0	0.5	3.4	3.00	3	0.95
167039	M1.4	1.06	0.300	39.0	0.6	3.9	3.00	3	1.10
167040	M1.6	1.20	0.350	39.0	0.7	4.5	3.00	3	1.25
167041	M1.8	1.40	0.350	39.0	0.7	5	3.00	3	1.45
167042	M2	1.54	0.400	39.0	0.8	5.6	3.00	3	1.60
167296	M2.3	1.84	0.400	39.0	0.8	6.3	3.00	3	1.90
167043	M2.5	1.98	0.450	39.0	0.9	6.9	3.00	3	2.05
194290	M2.6	2.08	0.450	39.0	0.9	7.1	3.00	3	2.15
167044	M3	2.43	0.500	51.0	1.0	8.4	5.00	4	2.50
167045	M3.5	2.81	0.600	51.0	1.2	9.9	5.00	4	2.90
167046	M4	3.20	0.700	51.0	1.4	11.3	5.00	4	3.30
167047	M5	4.08	0.800	51.0	1.6	14	5.00	4	4.20

ID	D1	Ø d1	P	l1	l2	l3	d2		
167048	M6	4.85	1.000	51.0	2.0	16.8	5.00	4	5.00
175243	M8	5.95	1.250	63.0	2.5	23	6.00	5	6.80
175244	M10	7.95	1.500	67.0	3.0	28	8.00	5	8.50
175245	M12	9.95	1.750	76.0	3.5	34	10.00	5	10.20
184748	M14	10.95	2.000	95.0	4.0	44	12.00	5	12.00
186813	M16	10.95	2.000	95.0	4.0	44	12.00	5	14.00
184503	M18	13.95	2.500	105.0	5.0	55	14.00	6	15.50
186814	M20	13.95	2.500	105.0	5.0	55	14.00	6	17.50