


GW3019VS

ASME B1.1

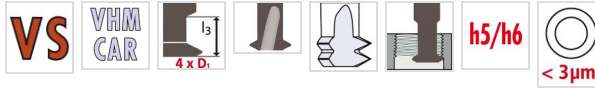
DC



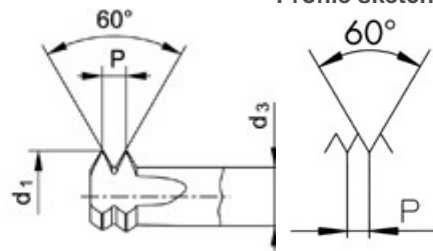
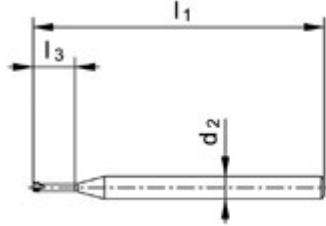
Material groups



CHARACTERISTICS



Technical drawing



Profile sketch

Tool data

ID	D1	Ø d1	P	l1	l2	l3	d2		
186602	UNC5-40	2.44	0.635	51.0	1.3	13.9	5.00	4	2.55

Product range GW3019VS UNC5-40

ID	D1	Ø d1	P	l1	l2	l3	d2		
167507	UNC2-56	1.66	0.454	39.0	0.9	9.4	3.00	3	1.75
186601	UNC3-48	1.91	0.529	39.0	1.1	10.8	3.00	3	2.00
167508	UNC4-40	2.11	0.635	39.0	1.3	12.2	3.00	3	2.25
186602	UNC5-40	2.44	0.635	51.0	1.3	13.9	5.00	4	2.55
167509	UNC6-32	2.59	0.794	51.0	1.6	15.5	5.00	4	2.75
167510	UNC8-32	3.25	0.793	51.0	1.6	18.1	5.00	4	3.40
173979	UNC10-24	3.60	1.058	51.0	2.1	21.3	5.00	4	3.80
186603	UNC12-24	4.27	1.058	51.0	2.1	23.9	5.00	4	4.40
167511	UNC1/4-20	4.89	1.270	51.0	2.5	27.7	5.00	4	5.10
175277	UNC5/16-18	5.95	1.411	75.0	2.8	35	6.00	5	6.50
175278	UNC3/8-16	7.10	1.588	83.0	3.2	41	8.00	5	8.00
186604	UNC7/16-14	7.95	1.814	83.0	3.6	48	8.00	5	9.30
175279	UNC1/2-13	9.95	1.954	95.0	3.9	55	10.00	5	10.80