

# GWI3067VS

DIN 13


DC



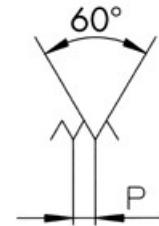
### Material groups



### CHARACTERISTICS



### Profile sketch





### Tool data

ID	D1	Ø d1	P	l1	l2	l3	d2		
186491	M2.5x0.25	2.21	0.250	40.0	0.5	7.9	4.00	3	2.25

### Product range GWI3067VS M2.5x0.25

ID	D1	Ø d1	P	l1	l2	l3	d2		
186488	M2x0.2	1.77	0.200	40.0	0.4	6.3	4.00	3	1.80
186490	M2.5x0.2	2.27	0.200	40.0	0.4	7.8	4.00	3	2.30
186489	M2x0.25	1.71	0.250	40.0	0.5	6.4	4.00	3	1.75
186491	M2.5x0.25	2.21	0.250	40.0	0.5	7.9	4.00	3	2.25
186492	M3x0.35	2.60	0.350	51.0	0.7	9.7	5.00	4	2.65
186493	M4x0.5	3.43	0.500	51.0	1.0	12.9	6.00	4	3.50
186494	M5x0.5	4.43	0.500	51.0	1.0	15.9	8.00	4	4.50
186495	M6x0.75	4.95	0.750	51.0	1.5	19.4	8.00	4	5.25
186496	M8x1	5.95	1.000	75.0	2.0	26	6.00	5	7.00
186497	M10x1	7.95	1.000	83.0	2.0	32	8.00	5	9.00
186498	M10x1.25	7.95	1.250	83.0	2.5	33	8.00	5	8.80
186499	M12x1.5	9.95	1.500	95.0	3.0	39	10.00	5	10.50
186500	M14x1.5	10.95	1.500	120.0	3.0	51	12.00	5	12.50
186827	M16x1.5	10.95	1.500	120.0	3.0	51	12.00	5	14.50
186501	M18x1.5	13.95	1.500	135.0	3.0	63	14.00	6	16.50

ID	D1	Ø d1	P	l1	l2	l3	d2		
186828	M20x1.5	13.95	1.500	135.0	3.0	63	14.00	6	18.50