

GW3017VS

ASME B1.1


DC



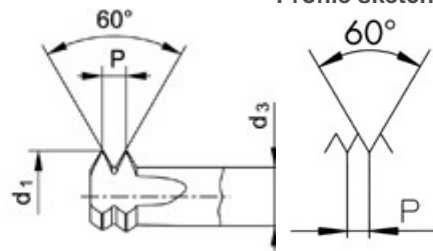
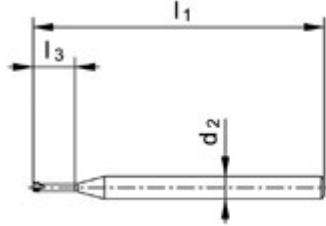
Material groups



CHARACTERISTICS



Technical drawing



Profile sketch

Tool data

ID	D1	Ø d1	P	l1	l2	l3	d2		
186415	UNF7/16-20	7.95	1.270	83.0	2.5	36	8.00	5	9.80

Product range GW3017VS UNF7/16-20

ID	D1	Ø d1	P	l1	l2	l3	d2		
186404	UNF0-80	1.15	0.318	39.0	0.6	5	3.00	3	1.20
186405	UNF1-72	1.44	0.353	39.0	0.7	6.1	3.00	3	1.50
186406	UNF2-64	1.73	0.397	39.0	0.8	7.1	3.00	3	1.80
186407	UNF4-48	2.23	0.529	39.0	1.1	9.3	3.00	3	2.35
186408	UNF5-44	2.51	0.577	51.0	1.2	10.6	5.00	4	2.60
186409	UNF6-40	2.77	0.635	51.0	1.3	11.7	5.00	4	2.90
186410	UNF8-36	3.35	0.706	51.0	1.4	13.8	5.00	4	3.50
184633	UNF10-32	3.91	0.794	51.0	1.6	15.9	5.00	4	4.05
186411	UNF12-28	4.44	0.907	51.0	1.8	18.1	5.00	4	4.60
186412	UNF1/4-28	4.95	0.907	51.0	1.8	20.7	5.00	4	5.50
186413	UNF5/16-24	5.95	1.058	75.0	2.1	26	6.00	5	6.90
186414	UNF3/8-24	7.10	1.058	83.0	2.1	31	8.00	5	8.50
186415	UNF7/16-20	7.95	1.270	83.0	2.5	36	8.00	5	9.80
186416	UNF1/2-20	9.95	1.270	95.0	2.5	41	10.00	5	11.40