

GW3017VS

ASME B1.1


DC



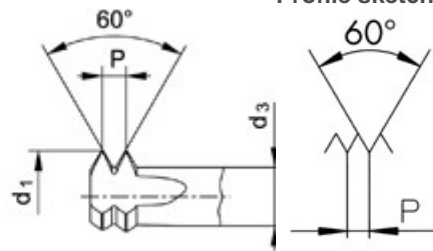
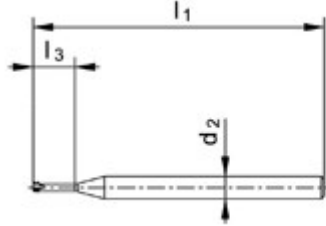
Material groups



CHARACTERISTICS



Technical drawing



Profile sketch

Tool data

ID	D1	$\varnothing d_1$	P	l1	l2	l3	d2		
186374	UNC5/16-18	5.95	1.411	75.0	2.8	27	6.00	5	6.50

Product range GW3017VS UNC5/16-18

ID	D1	$\varnothing d_1$	P	l1	l2	l3	d2		
186365	UNC2-56	1.66	0.454	39.0	0.9	7.2	3.00	3	1.75
186366	UNC3-48	1.91	0.529	39.0	1.1	8.3	3.00	3	2.00
186367	UNC4-40	2.11	0.635	39.0	1.3	9.4	3.00	3	2.25
186368	UNC5-40	2.44	0.635	51.0	1.3	10.7	5.00	4	2.55
186369	UNC6-32	2.59	0.794	51.0	1.6	12	5.00	4	2.75
186370	UNC8-32	3.25	0.794	51.0	1.6	14	5.00	4	3.40
186371	UNC10-24	3.60	1.058	51.0	2.1	16.4	5.00	4	3.80
186372	UNC12-24	4.27	1.058	51.0	2.1	18.4	5.00	4	4.40
186373	UNC1/4-20	4.89	1.270	51.0	2.5	21.4	5.00	4	5.10
186374	UNC5/16-18	5.95	1.411	75.0	2.8	27	6.00	5	6.50
186375	UNC3/8-16	7.10	1.588	83.0	3.2	32	8.00	5	8.00
186376	UNC7/16-14	7.95	1.814	83.0	3.6	37	8.00	5	9.30
186377	UNC1/2-13	9.95	1.954	95.0	3.9	42	10.00	5	10.80