

GW3017VS

DIN 14

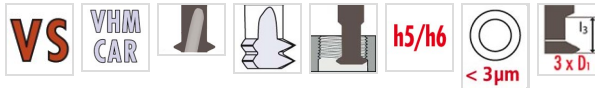
DC



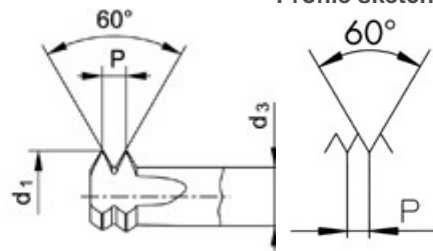
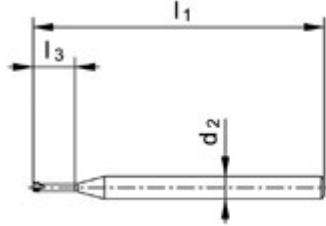
Material groups



CHARACTERISTICS



Technical drawing



Profile sketch

Tool data

ID	D1	Ø d1	P	l1	l2	l3	d2		
186266	M0.8	0.57	0.200	39.0	0.4	2.7	3.00	3	0.66

Product range GW3017VS M0.8x0.2

ID	D1	Ø d1	P	l1	l2	l3	d2		
186266	M0.8	0.57	0.200	39.0	0.4	2.7	3.00	3	0.66
186267	M0.9	0.64	0.225	39.0	0.5	3	3.00	3	0.74
186268	M1	0.71	0.250	39.0	0.5	3.4	3.00	3	0.75
186269	M1.2	0.91	0.250	39.0	0.5	4	3.00	3	0.95
186270	M1.4	1.06	0.300	39.0	0.6	4.6	3.00	3	1.10
186271	M1.6	1.20	0.350	39.0	0.7	5.3	3.00	3	1.25
186272	M1.8	1.40	0.350	39.0	0.7	5.9	3.00	3	1.45
186273	M2	1.54	0.400	39.0	0.8	6.6	3.00	3	1.60
194296	M2.3	1.84	0.400	39.0	0.8	7.5	3.00	3	1.90
186274	M2.5	1.98	0.450	39.0	0.9	8.1	3.00	3	2.05
194297	M2.6	2.08	0.450	39.0	0.9	8.4	3.00	3	2.15
186275	M3	2.43	0.500	51.0	1.0	9.9	5.00	4	2.50
186276	M3.5	2.81	0.600	51.0	1.2	11.6	5.00	4	2.90
186277	M4	3.20	0.700	51.0	1.4	13.3	5.00	4	3.30
186278	M5	4.08	0.800	51.0	1.6	16.5	5.00	4	4.20

ID	D1	Ø d1	P	l1	l2	l3	d2		
186279	M6	4.85	1.000	51.0	2.0	19.8	5.00	4	5.00
186280	M8	5.95	1.250	75.0	2.5	27	6.00	5	6.80
186281	M10	7.95	1.500	83.0	3.0	33	8.00	5	8.50
186282	M12	9.95	1.750	95.0	3.5	40	10.00	5	10.20
186283	M14	10.95	2.000	120.0	4.0	52	12.00	5	12.00
186821	M16	10.95	2.000	120.0	4.0	52	12.00	5	14.00
186284	M18	13.95	2.500	135.0	5.0	65	14.00	6	15.50
186822	M20	13.95	2.500	135.0	5.0	65	14.00	6	17.50