

# GWI3066VS

DIN 13

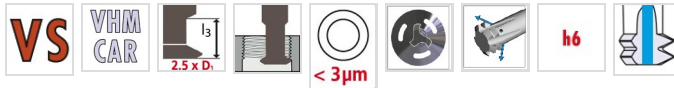
DC



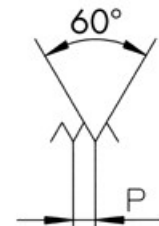
### Material groups



### CHARACTERISTICS



### Profile sketch





### Tool data

ID	D1	Ø d1	P	l1	l2	l3	d2		
186090	M3x0.35	2.60	0.350	51.0	0.7	8.2	5.00	4	2.65

### Product range GWI3066VS M3x0.35

ID	D1	Ø d1	P	l1	l2	l3	d2		
186086	M2x0.2	1.77	0.200	40.0	0.4	5.3	4.00	3	1.80
186088	M2.5x0.2	2.27	0.200	40.0	0.4	6.6	4.00	3	2.30
186087	M2x0.25	1.71	0.250	40.0	0.5	5.4	4.00	3	1.75
186089	M2.5x0.25	2.21	0.250	40.0	0.5	6.6	4.00	3	2.25
186090	M3x0.35	2.60	0.350	51.0	0.7	8.2	5.00	4	2.65
186091	M4x0.5	3.43	0.500	51.0	1.0	10.9	6.00	4	3.50
186092	M5x0.5	4.43	0.500	51.0	1.0	13.4	8.00	4	4.50
186093	M6x0.75	4.95	0.750	51.0	1.5	16.4	8.00	4	5.25
186094	M8x1	5.95	1.000	75.0	2.0	22	6.00	5	7.00
186095	M10x1	7.95	1.000	83.0	2.0	27	8.00	5	9.00
186096	M10x1.25	7.95	1.250	83.0	2.5	28	8.00	5	8.80
186097	M12x1.5	9.95	1.500	95.0	3.0	33	10.00	5	10.50
186098	M14x1.5	10.95	1.500	120.0	3.0	43	12.00	5	12.50
186819	M16x1.5	10.95	1.500	120.0	3.0	43	12.00	5	14.50
186099	M18x1.5	13.95	1.500	135.0	3.0	53	14.00	6	16.50

ID	D1	Ø d1	P	l1	l2	l3	d2		
186820	M20x1.5	13.95	1.500	135.0	3.0	53	14.00	6	18.50