


GWI3066VS

DIN 13

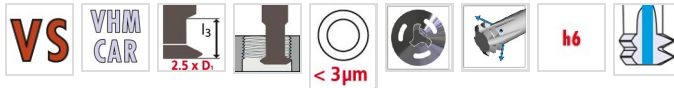
DC



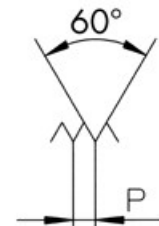
Material groups



CHARACTERISTICS



Profile sketch



Tool data

ID	D1	Ø d1	P	l1	l2	l3	d2		
186040	M4	3.20	0.700	51.0	1.4	11.3	6.00	4	3.30

Product range GWI3066VS M4x0.7

ID	D1	Ø d1	P	l1	l2	l3	d2		
186029	M0.8	0.57	0.200	40.0	0.4	2.3	3.00	3	0.66
186030	M0.9	0.64	0.225	40.0	0.5	2.6	3.00	3	0.74
186031	M1	0.71	0.250	40.0	0.5	2.9	3.00	3	0.75
186032	M1.2	0.91	0.250	40.0	0.5	3.4	3.00	3	0.95
186033	M1.4	1.06	0.300	40.0	0.6	3.9	4.00	3	1.10
186034	M1.6	1.20	0.350	40.0	0.7	4.5	4.00	3	1.25
186035	M1.8	1.40	0.350	40.0	0.7	5	4.00	3	1.45
186036	M2	1.54	0.400	40.0	0.8	5.6	4.00	3	1.60
194324	M2.3	1.84	0.400	40.0	0.8	6.3	4.00	3	1.90
186037	M2.5	1.98	0.450	40.0	0.9	6.9	4.00	3	2.05
194325	M2.6	2.08	0.450	40.0	0.9	7.1	4.00	3	2.15
186038	M3	2.43	0.500	51.0	1.0	8.4	5.00	4	2.50
186039	M3.5	2.81	0.600	51.0	1.2	9.9	6.00	4	2.90
186040	M4	3.20	0.700	51.0	1.4	11.3	6.00	4	3.30
186041	M5	4.08	0.800	51.0	1.6	14	8.00	4	4.20

ID	D1	Ø d1	P	l1	l2	l3	d2		
186042	M6	4.85	1.000	51.0	2.0	16.8	8.00	4	5.00
186043	M8	5.95	1.250	75.0	2.5	23	6.00	5	6.80
186044	M10	7.95	1.500	83.0	3.0	28	8.00	5	8.50
186045	M12	9.95	1.750	95.0	3.5	34	10.00	5	10.20
186046	M14	10.95	2.000	120.0	4.0	44	12.00	5	12.00
186817	M16	10.95	2.000	120.0	4.0	44	12.00	5	14.00
186047	M18	13.95	2.500	135.0	5.0	55	14.00	6	15.50
186818	M20	13.95	2.500	135.0	5.0	55	14.00	6	17.50