

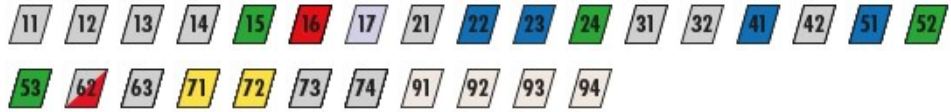
# ZBGF6067VS

ASME B1.1

DC



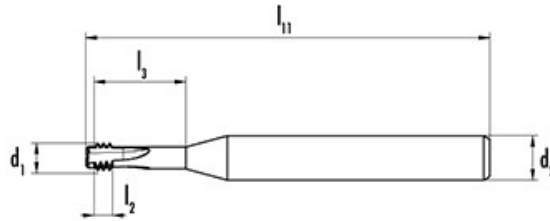
### Material groups



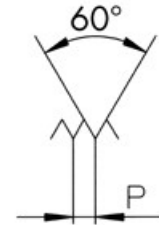
### CHARACTERISTICS



### Technical drawing



### Profile sketch



### Tool data

ID	D1	Ø d1	P	l1	l2	l3	d2	
183538	UNF10-32	3.91	0.794	53.8	2.4	16.9	6.00	3

### Product range ZBGF6067VS UNF10-32

ID	D1	Ø d1	P	l1	l2	l3	d2	
183538	UNF10-32	3.91	0.794	53.8	2.4	16.9	6.00	3
183537	UNF8-36	3.10	0.706	53.9	2.1	14.7	6.00	3
183536	UNF4-48	2.23	0.529	54.2	1.6	10.2	4.00	3
183540	UNF5/16-24	5.95	1.058	70.4	3.2	27	6.00	4
183539	UNF1/4-28	4.80	0.907	70.6	2.7	21.8	6.00	4
183542	UNF7/16-20	7.95	1.270	88.1	3.8	37.2	8.00	4
183541	UNF3/8-24	7.10	1.058	88.4	3.2	31.8	8.00	4
183543	UNF1/2-20	9.95	1.270	100.1	3.8	42	10.00	4
183544	UNF5/8-18	11.95	1.411	112.9	4.2	51.9	12.00	4