

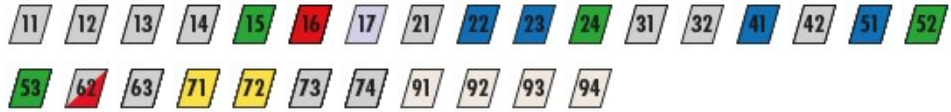
ZBGF6065VS

ASME B1.1

DC



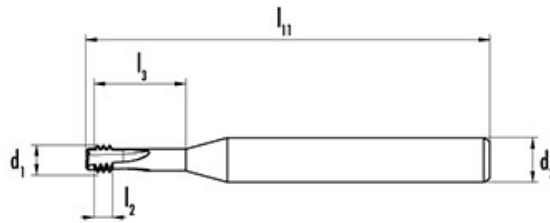
Material groups



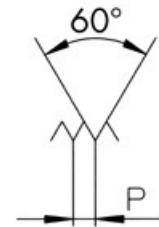
CHARACTERISTICS



Technical drawing



Profile sketch



Tool data

ID	D1	Ø d1	P	l1	l2	l3	d2	
183530	UNF1/4-28	4.80	0.907	62.6	2.7	15.5	6.00	4

Product range ZBGF6065VS UNF1/4-28

ID	D1	Ø d1	P	l1	l2	l3	d2	
183529	UNF10-32	3.91	0.794	53.8	2.4	12.1	6.00	3
183528	UNF8-36	3.10	0.706	53.9	2.1	10.5	6.00	3
183527	UNF4-48	2.23	0.529	54.2	1.6	7.3	4.00	3
183531	UNF5/16-24	5.95	1.058	62.4	3.2	19.1	6.00	4
183530	UNF1/4-28	4.80	0.907	62.6	2.7	15.5	6.00	4
183533	UNF7/16-20	7.95	1.270	72.1	3.8	26.1	8.00	4
183532	UNF3/8-24	7.10	1.058	72.4	3.2	22.3	8.00	4
183534	UNF1/2-20	9.95	1.270	78.1	3.8	29.3	10.00	4
183535	UNF5/8-18	11.95	1.411	89.9	4.2	36	12.00	4