

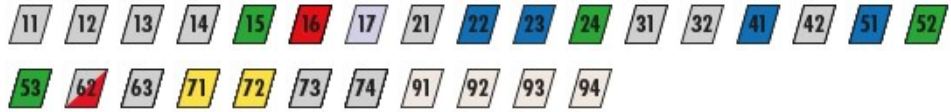
ZBGF6067VS

ASME B1.1

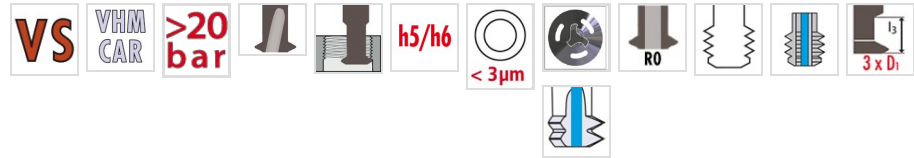
DC



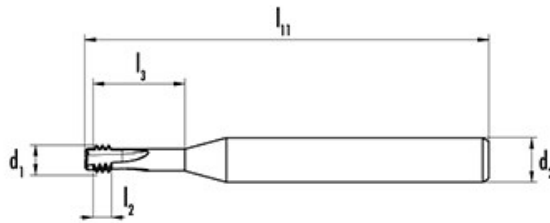
Material groups



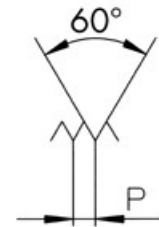
CHARACTERISTICS



Technical drawing



Profile sketch



Tool data

| ID | D1 | Ø d1 | P | l1 | l2 | l3 | d2 | |
|--------|-----------|------|-------|------|-----|----|-------|---|
| 183525 | UNC1/2-13 | 9.95 | 1.954 | 99.1 | 5.9 | 44 | 10.00 | 4 |

Product range ZBGF6067VS UNC1/2-13

| ID | D1 | Ø d1 | P | l1 | l2 | l3 | d2 | |
|--------|------------|-------|-------|-------|-----|------|-------|---|
| 183520 | UNC8-32 | 3.10 | 0.794 | 53.8 | 2.4 | 14.9 | 6.00 | 3 |
| 183523 | UNC5/16-18 | 5.95 | 1.411 | 69.9 | 4.2 | 28.1 | 6.00 | 4 |
| 183522 | UNC1/4-20 | 4.80 | 1.270 | 70.1 | 3.8 | 22.9 | 6.00 | 4 |
| 183524 | UNC3/8-16 | 7.10 | 1.588 | 87.6 | 4.8 | 33.4 | 8.00 | 4 |
| 183525 | UNC1/2-13 | 9.95 | 1.954 | 99.1 | 5.9 | 44 | 10.00 | 4 |
| 183526 | UNC5/8-11 | 11.95 | 2.309 | 111.5 | 6.9 | 54.6 | 12.00 | 4 |