

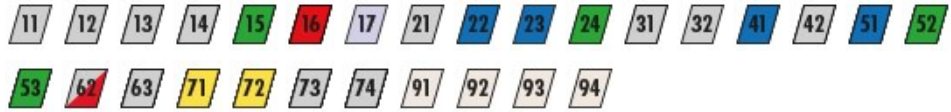
ZBGF6065VS

ASME B1.1

DC



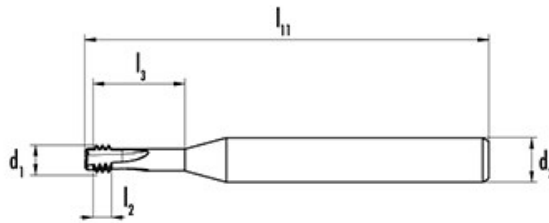
Material groups



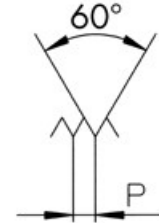
CHARACTERISTICS



Technical drawing



Profile sketch



Tool data

ID	D1	Ø d1	P	l1	l2	l3	d2	
183513	UNC1/4-20	4.80	1.270	62.1	3.8	16.6	6.00	4

Product range ZBGF6065VS UNC1/4-20

ID	D1	Ø d1	P	l1	l2	l3	d2	
183512	UNC10-24	3.60	1.058	53.4	3.2	12.9	6.00	3
183510	UNC6-32	2.59	0.794	53.8	2.4	9.4	4.00	3
183511	UNC8-32	3.10	0.794	53.8	2.4	10.8	6.00	3
183509	UNC4-40	2.11	0.635	54.1	1.9	7.6	4.00	3
183514	UNC5/16-18	5.95	1.411	61.9	4.2	20.2	6.00	4
183513	UNC1/4-20	4.80	1.270	62.1	3.8	16.6	6.00	4
183515	UNC3/8-16	7.10	1.588	71.6	4.8	23.9	8.00	4
183516	UNC1/2-13	9.95	1.954	77.1	5.9	31.3	10.00	4
183517	UNC5/8-11	11.95	2.309	88.5	6.9	38.7	12.00	4