

CMS50

NIHS 06-10

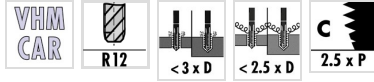
DC



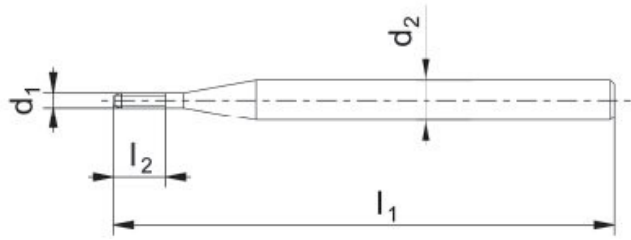
Material groups



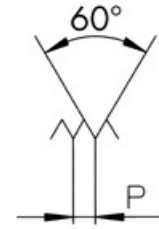
CHARACTERISTICS



Technical drawing



Profile sketch



Tool data

ID	D1	Ø d1	To1	P	l1	l2	d2		
178260	S0.35	0.35	NIHS	0.090	32.0	1.3	1.50	3	0.28

Product range CMS50 S0.35 NIHS

ID	D1	Ø d1	To1	P	l1	l2	d2		
178257	S0.3	0.30	NIHS	0.080	32.0	1.1	1.50	3	0.23
178260	S0.35	0.35	NIHS	0.090	32.0	1.3	1.50	3	0.28
178263	S0.4	0.40	NIHS	0.100	32.0	1.5	1.50	3	0.32
178266	S0.5	0.50	NIHS	0.125	32.0	1.9	1.50	3	0.41
178269	S0.6	0.60	NIHS	0.150	32.0	2.3	1.50	3	0.50
178272	S0.7	0.70	NIHS	0.175	32.0	2.6	1.50	3	0.58
178275	S0.8	0.80	NIHS	0.200	32.0	3.0	1.50	3	0.66
178278	S0.9	0.90	NIHS	0.225	32.0	3.4	1.50	3	0.74
178281	S1	1.00	NIHS	0.250	32.0	3.8	2.00	3	0.82
178284	S1.2	1.20	NIHS	0.250	32.0	4.5	2.00	3	1.02
178287	S1.4	1.40	NIHS	0.300	32.0	5.3	2.00	3	1.18
180329	S1.4x0.2	1.40	NIHS	0.200	32.0	5.3	2.00	3	1.26
193632	S1.6x0.2	1.60	NIHS	0.200	32.0	6.0	2.00	3	1.46
193633	S1.8x0.2	1.80	NIHS	0.200	32.0	6.8	2.00	3	1.66
193634	S2x0.2	2.00	NIHS	0.200	39.0	7.5	3.00	3	1.86

ID	D1	Ø d1	ToI	P	l1	l2	d2		
193636	S2.2x0.25	2.20	NIHS	0.250	39.0	8.3	3.00	3	2.02
193635	S2.2x0.2	2.20	NIHS	0.200	39.0	8.3	3.00	3	2.06
193638	S2.5x0.25	2.50	NIHS	0.250	39.0	9.4	3.00	3	2.32
193637	S2.5x0.2	2.50	NIHS	0.200	39.0	9.4	3.00	3	2.36