

# W460DL-5

DIN EN ISO 228

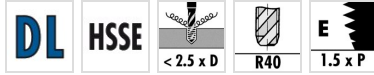
DIN 5156



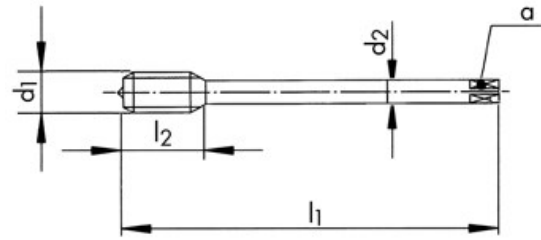
**Material groups**



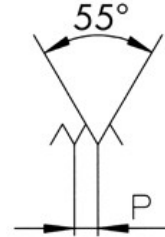
**CHARACTERISTICS**



**Technical drawing**



**Profile sketch**



**Tool data**

ID	D1	Ø d1	P	l1	l2	d2	a		
176730	G3/8	16.66	1.337	100.0	14.0	12.00	9.0	4	15.20

**Product range W460DL-5 G3/8**

ID	D1	Ø d1	P	l1	l2	d2	a		
176728	G1/8	9.73	0.907	90.0	14.0	7.00	5.5	3	8.75
176729	G1/4	13.16	1.337	100.0	14.0	11.00	9.0	3	11.60
176730	G3/8	16.66	1.337	100.0	14.0	12.00	9.0	4	15.20
176731	G1/2	20.96	1.814	125.0	20.0	16.00	12.0	4	18.90