

# GW3016VS

ASME B1.1

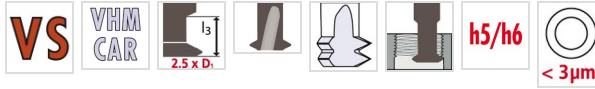
DC



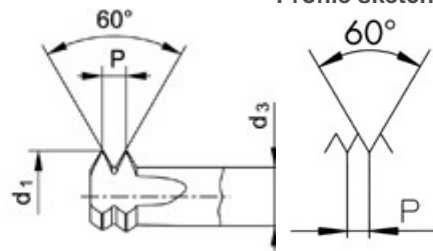
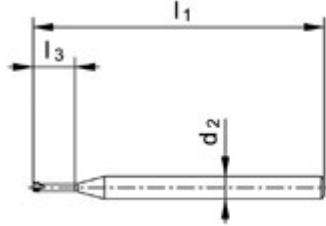
### Material groups



### CHARACTERISTICS



### Technical drawing



### Tool data

ID	D1	Ø d1	P	l1	l2	l3	d2		
175252	UNF5/16-24	5.95	1.058	63.0	2.1	22	6.00	5	6.90

### Product range GW3016VS UNF5/16-24

ID	D1	Ø d1	P	l1	l2	l3	d2		
175248	UNF0-80	1.15	0.318	39.0	0.6	4.3	3.00	3	1.20
175249	UNF1-72	1.44	0.353	39.0	0.7	5.1	3.00	3	1.50
186248	UNF2-64	1.73	0.397	39.0	0.8	6	3.00	3	1.80
175250	UNF4-48	2.23	0.529	39.0	1.1	7.9	3.00	3	2.35
186249	UNF5-44	2.51	0.577	51.0	1.2	9	5.00	4	2.60
186250	UNF6-40	2.77	0.635	51.0	1.3	10	5.00	4	2.90
175251	UNF8-36	3.35	0.706	51.0	1.4	11.7	5.00	4	3.50
167505	UNF10-32	3.91	0.794	51.0	1.6	13.5	5.00	4	4.05
186251	UNF12-28	4.44	0.907	51.0	1.8	15.4	5.00	4	4.60
167506	UNF1/4-28	4.95	0.907	51.0	1.8	17.6	5.00	4	5.50
175252	UNF5/16-24	5.95	1.058	63.0	2.1	22	6.00	5	6.90
175253	UNF3/8-24	7.10	1.058	67.0	2.1	26	8.00	5	8.50
186252	UNF7/16-20	7.95	1.270	67.0	2.5	31	8.00	5	9.80
186253	UNF1/2-20	9.95	1.270	76.0	2.5	35	10.00	5	11.40