

FAS380VS-3

DIN 13

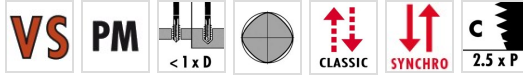
DIN 2174



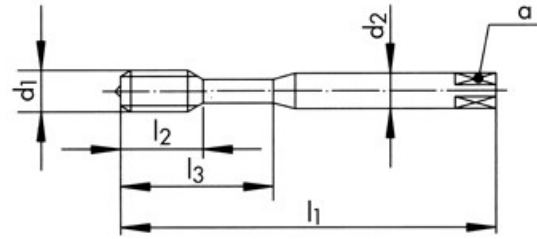
Material groups



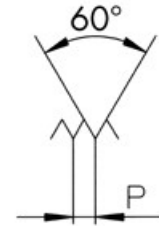
CHARACTERISTICS



Technical drawing



Profile sketch



Tool data

ID	D1	Ø d1	Tol	P	l1	l2	l3	d2	a		
170616	M8	8.00	6HX	1.250	90.0	20.0	35	8.00	6.2	4	7.40

Product range FAS380VS-3 M8 6HX

ID	D1	Ø d1	Tol	P	l1	l2	l3	d2	a		
170603	M3	3.00	6HX	0.500	56.0	12.0	18	3.50	2.7	3	2.80
170605	M3.5	3.50	6HX	0.600	56.0	13.0	20	4.00	3.0	3	3.25
170607	M4	4.00	6HX	0.700	63.0	14.0	21	4.50	3.4	3	3.70
170609	M5	5.00	6HX	0.800	70.0	15.0	25	6.00	4.9	4	4.65
170611	M6	6.00	6HX	1.000	80.0	17.0	30	6.00	4.9	4	5.55
170616	M8	8.00	6HX	1.250	90.0	20.0	35	8.00	6.2	4	7.40
170618	M10	10.00	6HX	1.500	100.0	22.0	39	10.00	8.0	5	9.30