


# GW3016VS

ASME B1.1

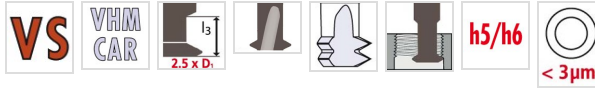
DC



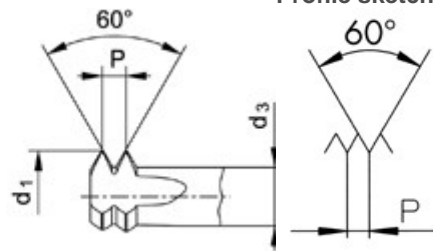
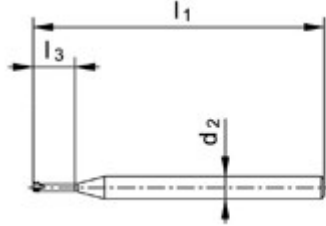
**Material groups**



**CHARACTERISTICS**



**Technical drawing**



**Profile sketch**

**Tool data**

ID	D1	Ø d1	P	l1	l2	l3	d2		
167502	UNC6-32	2.59	0.794	51.0	1.6	10.2	5.00	4	2.75

**Product range GW3016VS UNC6-32**

ID	D1	Ø d1	P	l1	l2	l3	d2		
167500	UNC2-56	1.66	0.454	39.0	0.9	6.1	3.00	3	1.75
186236	UNC3-48	1.91	0.529	39.0	1.1	7	3.00	3	2.00
167501	UNC4-40	2.11	0.635	39.0	1.3	8	3.00	3	2.25
186237	UNC5-40	2.44	0.635	51.0	1.3	9.1	5.00	4	2.55
167502	UNC6-32	2.59	0.794	51.0	1.6	10.2	5.00	4	2.75
167503	UNC8-32	3.25	0.793	51.0	1.6	11.9	5.00	4	3.40
173986	UNC10-24	3.60	1.058	51.0	2.1	14	5.00	4	3.80
186238	UNC12-24	4.27	1.058	51.0	2.1	15.7	5.00	4	4.40
167504	UNC1/4-20	4.89	1.270	51.0	2.5	18.2	5.00	4	5.10
175246	UNC5/16-18	5.95	1.411	63.0	2.8	23	6.00	5	6.50
173546	UNC3/8-16	7.10	1.587	67.0	3.2	27	8.00	5	8.00
186239	UNC7/16-14	7.95	1.814	67.0	3.6	32	8.00	5	9.30
175247	UNC1/2-13	9.95	1.954	76.0	3.9	36	10.00	5	10.80