

# Z420V-4

DIN 13

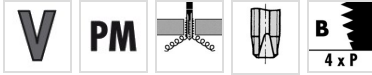
DIN 374



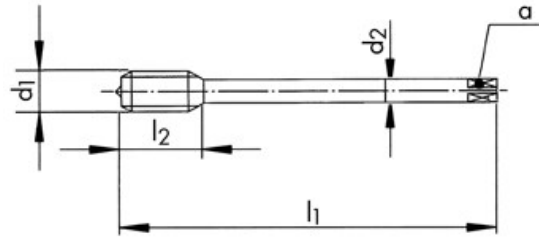
**Material groups**



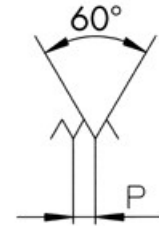
**CHARACTERISTICS**



**Technical drawing**



**Profile sketch**



**Tool data**

ID	D1	Ø d1	Tol	P	l1	l2	d2	a		
163931	M20x1.5	20.00	6H	1.500	125.0	28.0	16.00	12.0	4	18.50

**Product range Z420V-4 M20x1.5 6H**

ID	D1	Ø d1	Tol	P	l1	l2	d2	a		
142730	M12x1.5	12.00	6H	1.500	100.0	24.0	9.00	7.0	3	10.50
142729	M12x1	12.00	6H	1.000	100.0	24.0	9.00	7.0	3	11.00
142731	M14x1.5	14.00	6H	1.500	100.0	24.0	11.00	9.0	3	12.50
142732	M16x1.5	16.00	6H	1.500	100.0	26.0	12.00	9.0	3	14.50
196025	M18x1.5	18.00	6H	1.500	110.0	26.0	14.00	11.0	4	16.50
163931	M20x1.5	20.00	6H	1.500	125.0	28.0	16.00	12.0	4	18.50