

H420-4

DIN 13

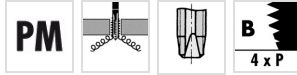
DIN 376



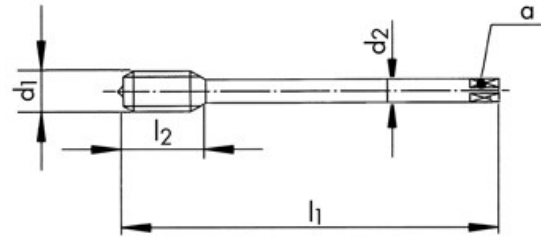
Material groups



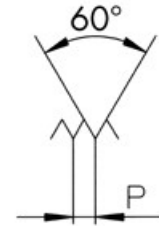
CHARACTERISTICS



Technical drawing



Profile sketch



Tool data

ID	D1	Ø d1	Tol	P	l1	l2	d2	a		
157752	M22	22.00	6H	2.500	140.0	36.0	18.00	14.5	4	19.50

Product range H420-4 M22 6H

ID	D1	Ø d1	Tol	P	l1	l2	d2	a		
101275	M12	12.00	6H	1.750	110.0	24.0	9.00	7.0	4	10.20
101277	M14	14.00	6H	2.000	110.0	28.0	11.00	9.0	4	12.00
101279	M16	16.00	6H	2.000	110.0	30.0	12.00	9.0	4	14.00
101281	M18	18.00	6H	2.500	125.0	33.0	14.00	11.0	4	15.50
101284	M20	20.00	6H	2.500	140.0	36.0	16.00	12.0	4	17.50
157752	M22	22.00	6H	2.500	140.0	36.0	18.00	14.5	4	19.50
101286	M24	24.00	6H	3.000	160.0	39.0	18.00	14.5	4	21.00
101287	M27	27.00	6H	3.000	160.0	42.0	20.00	16.0	4	24.00
101288	M30	30.00	6H	3.500	180.0	45.0	22.00	18.0	4	26.50
202833	M33	33.00	6H	3.500	180.0	48.0	25.00	20.0	4	29.50
101289	M36	36.00	6H	4.000	200.0	51.0	28.00	22.0	4	32.00
202832	M39	39.00	6H	4.000	200.0	55.0	32.00	24.0	4	35.00
202834	M42	42.00	6H	4.500	200.0	55.0	32.00	24.0	4	37.50