

# GFS6665VS

DIN 13

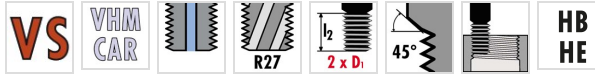
DIN 6535 HA



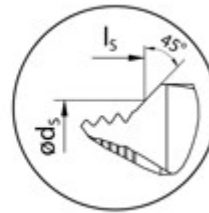
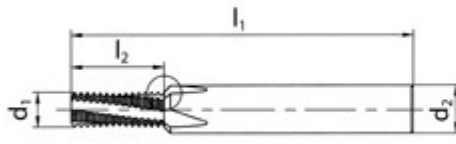
### Material groups



### CHARACTERISTICS



### Technical drawing



### Profile sketch



### Tool data

ID	D1	Ø d1	P	l1	l2	ls	d2		
155525	M6	4.50	1.000	62.0	13.5	14.4	8.00	3	5.00

### Product range GFS6665VS M6

ID	D1	Ø d1	P	l1	l2	ls	d2		
155525	M6	4.50	1.000	62.0	13.5	14.4	8.00	3	5.00
116343	M8	5.95	1.250	74.0	18.1	19.3	10.00	3	6.80
135355	M12	9.95	1.750	90.0	25.4	26.6	14.00	4	10.20
135356	M14	10.80	2.000	102.0	31.0	32.8	16.00	4	12.00
135358	M18/M20	13.95	2.500	125.0	41.3	43.5	25.00	4	15.50