

GFS6610VS

DIN 13

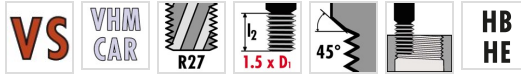
DIN 6535 HA



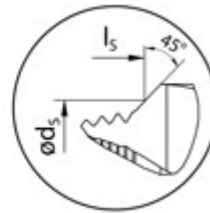
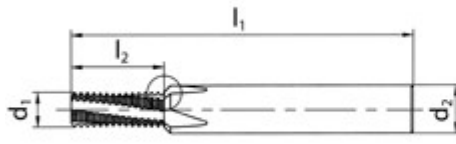
Material groups



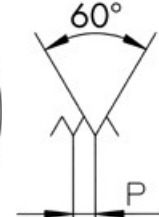
CHARACTERISTICS



Technical drawing



Profile sketch



Tool data

ID	D1	Ø d1	P	l1	l2	ls	d2		
155444	M3.5	2.70	0.600	48.0	5.7	6.2	6.00	3	2.90

Product range GFS6610VS M3.5

ID	D1	Ø d1	P	l1	l2	ls	d2		
135332	M2	1.50	0.400	48.0	3.4	3.7	6.00	2	1.60
155443	M2.5	1.90	0.450	48.0	4.3	4.6	6.00	3	2.05
135334	M3	2.30	0.500	48.0	5.3	5.7	6.00	3	2.50
155444	M3.5	2.70	0.600	48.0	5.7	6.2	6.00	3	2.90
135336	M4	3.00	0.700	48.0	7.4	7.9	6.00	3	3.30
135338	M5	3.80	0.800	54.0	9.2	9.9	6.00	3	4.20
116175	M6	4.50	1.000	62.0	10.5	11.4	8.00	3	5.00