

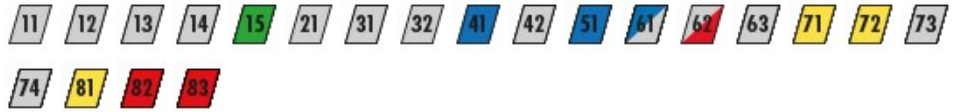
# GF6166

DIN EN ISO 228

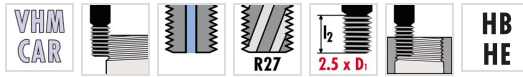
DIN 6535 HA



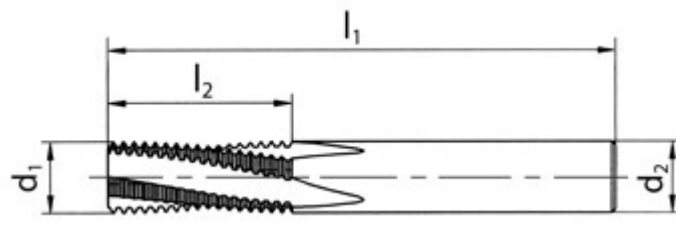
### Material groups



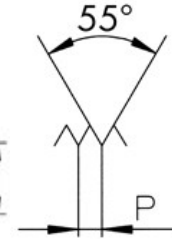
### CHARACTERISTICS



### Technical drawing



### Profile sketch



### Tool data

ID	D1	Ø d1	P	l1	l2	d2		
155432	G1/4	9.95	1.337	74.0	34.1	10.00	4	11.60

### Product range GF6166 G1/4

ID	D1	Ø d1	P	l1	l2	d2		
155431	G1/8	7.95	0.907	64.0	24.9	8.00	4	8.75
155432	G1/4	9.95	1.337	74.0	34.1	10.00	4	11.60
155433	G3/8	13.60	1.337	90.0	43.4	14.00	4	15.20