

GF6166

ASME B1.1

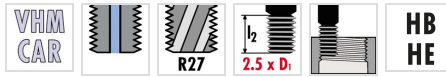
DIN 6535 HA



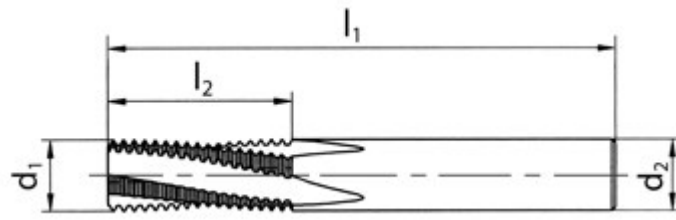
Material groups

- 11
- 12
- 13
- 14
- 15
- 21
- 31
- 32
- 41
- 42
- 51
- 61
- 62
- 63
- 71
- 72
- 73
- 74
- 81
- 82
- 83

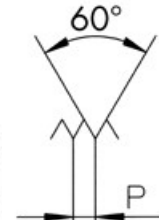
CHARACTERISTICS



Technical drawing



Profile sketch



Tool data

ID	D1	Ø d1	P	l1	l2	d2		
155411	UNC3/8-16	7.10	1.588	64.0	26.2	8.00	4	8.00

Product range GF6166 UNC3/8-16

ID	D1	Ø d1	P	l1	l2	d2		
155409	UNC1/4-20	4.80	1.270	54.0	17.1	6.00	3	5.10
155410	UNC5/16-18	5.95	1.411	54.0	21.9	6.00	3	6.50
155411	UNC3/8-16	7.10	1.588	64.0	26.2	8.00	4	8.00
155412	UNC7/16-14	7.95	1.814	64.0	29.9	8.00	4	9.30
155413	UNC1/2-13	9.95	1.954	74.0	34.2	10.00	4	10.80