

# GFH6110VH

DIN 13

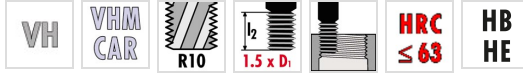
DIN 6535 HA



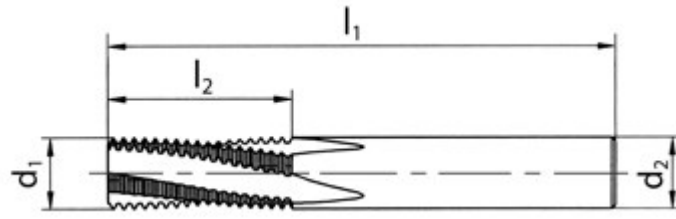
**Material groups**



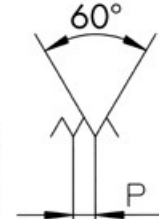
**CHARACTERISTICS**



**Technical drawing**



**Profile sketch**



**Tool data**

ID	D1	Ø d1	P	l1	l2	d2		
150073	M4	3.00	0.700	48.0	7.4	6.00	3	3.30

**Product range GFH6110VH M4**

ID	D1	Ø d1	P	l1	l2	d2		
150072	M3	2.30	0.500	48.0	5.3	6.00	3	2.50
150073	M4	3.00	0.700	48.0	7.4	6.00	3	3.30
150074	M5	3.80	0.800	48.0	9.2	6.00	4	4.20
150075	M6	4.50	1.000	54.0	10.5	6.00	4	5.00
150076	M8	5.95	1.250	54.0	13.1	6.00	5	6.80
150077	M10	7.95	1.500	64.0	17.3	8.00	5	8.50
151326	M12	9.95	1.750	74.0	20.1	10.00	5	10.20