

GFS6660VS

DIN 13

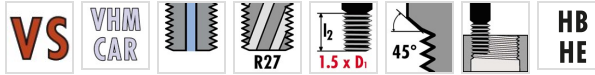
DIN 6535 HA



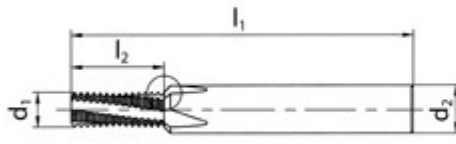
Material groups



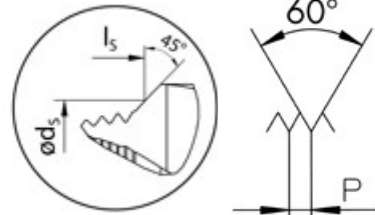
CHARACTERISTICS



Technical drawing



Profile sketch



Tool data

ID	D1	Ø d1	P	l1	l2	ls	d2		
135378	M12x1	9.95	1.000	90.0	19.5	20.7	14.00	4	11.00

Product range GFS6660VS M12x1

ID	D1	Ø d1	P	l1	l2	ls	d2		
135368	M8x0.5	5.95	0.500	74.0	12.8	13.9	10.00	3	7.50
135372	M8x1	5.95	1.000	74.0	13.5	14.6	10.00	3	7.00
135374	M10x1	7.95	1.000	80.0	16.5	17.7	12.00	4	9.00
135376	M10x1.25	7.95	1.250	80.0	16.9	18.1	12.00	4	8.80
135378	M12x1	9.95	1.000	90.0	19.5	20.7	14.00	4	11.00
135380	M12x1.5	9.95	1.500	90.0	20.3	21.4	14.00	4	10.50
135382	M14x1.5	10.80	1.500	102.0	23.3	25.1	16.00	4	12.50