

GFS6660

DIN 13

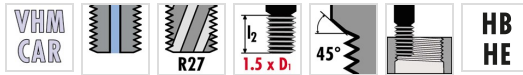
DIN 6535 HA



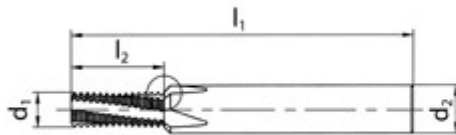
Material groups



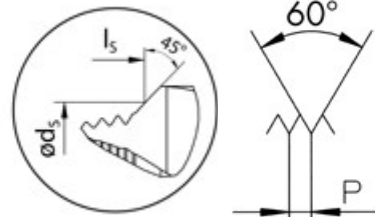
CHARACTERISTICS



Technical drawing



Profile sketch



Tool data

ID	D1	Ø d1	P	l1	l2	ls	d2		
135367	M8x0.5	5.95	0.500	74.0	12.8	13.9	10.00	3	7.50

Product range GFS6660 M8x0.5

ID	D1	Ø d1	P	l1	l2	ls	d2		
135367	M8x0.5	5.95	0.500	74.0	12.8	13.9	10.00	3	7.50
135373	M10x1	7.95	1.000	80.0	16.5	17.7	12.00	4	9.00
135375	M10x1.25	7.95	1.250	80.0	16.9	18.1	12.00	4	8.80
135377	M12x1	9.95	1.000	90.0	19.5	20.7	14.00	4	11.00
135379	M12x1.5	9.95	1.500	90.0	20.3	21.4	14.00	4	10.50
135381	M14x1.5	10.80	1.500	102.0	23.3	25.1	16.00	4	12.50