

# GFS6660

DIN 13

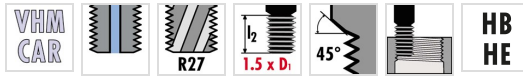
DIN 6535 HA



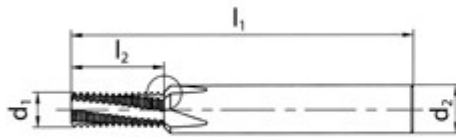
### Material groups



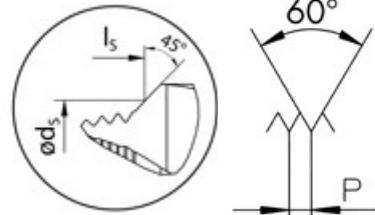
### CHARACTERISTICS



### Technical drawing



### Profile sketch



### Tool data

ID	D1	Ø d1	P	l1	l2	ls	d2		
135341	M10	7.95	1.500	80.0	17.3	18.4	12.00	4	8.50

### Product range GFS6660 M10

ID	D1	Ø d1	P	l1	l2	ls	d2		
135340	M8	5.95	1.250	74.0	13.1	14.3	10.00	3	6.80
135341	M10	7.95	1.500	80.0	17.3	18.4	12.00	4	8.50
135342	M12	9.95	1.750	90.0	20.1	21.3	14.00	4	10.20
135343	M14	10.80	2.000	102.0	25.0	26.8	16.00	4	12.00
135347	M18/M20	13.95	2.500	125.0	33.8	36	25.00	4	15.50