

GF6110

ASME B1.1

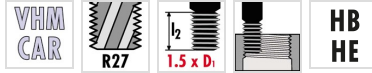
DIN 6535 HA



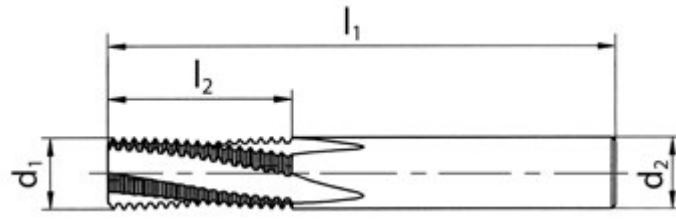
Material groups



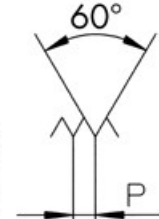
CHARACTERISTICS



Technical drawing



Profile sketch



Tool data

ID	D1	Ø d1	P	l1	l2	d2		
135225	UNC10-24	3.60	1.058	48.0	10.1	6.00	3	3.80

Product range GF6110 UNC10-24

ID	D1	Ø d1	P	l1	l2	d2		
135225	UNC10-24	3.60	1.058	48.0	10.1	6.00	3	3.80
135227	UNC12-24	4.10	1.058	48.0	10.1	6.00	3	4.40
135229	UNC1/4-20	4.80	1.270	54.0	12.1	6.00	3	5.10