

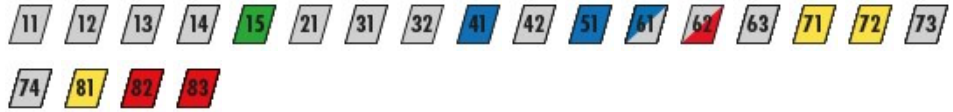
# GFS6615

ASME B1.1

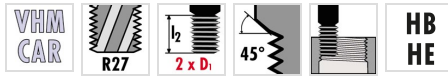
DIN 6535 HA



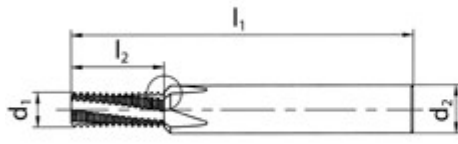
### Material groups



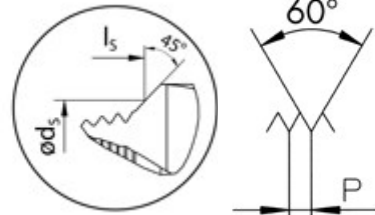
### CHARACTERISTICS



### Technical drawing



### Profile sketch



### Tool data

ID	D1	Ø d1	P	l1	l2	ls	d2		
128660	UNF10-32	3.60	0.794	54.0	11.5	12.2	6.00	3	4.05

### Product range GFS6615 UNF10-32

ID	D1	Ø d1	P	l1	l2	ls	d2		
128660	UNF10-32	3.60	0.794	54.0	11.5	12.2	6.00	3	4.05
135475	UNF12-28	4.10	0.907	54.0	12.3	13	6.00	3	4.60
128578	UNF1/4-28	4.80	0.907	62.0	14.1	14.9	8.00	3	5.50
135478	UNF5/16-24	5.95	1.058	74.0	17.5	18.5	10.00	3	6.90
135480	UNF3/8-24	7.10	1.058	80.0	20.6	22	12.00	4	8.50