

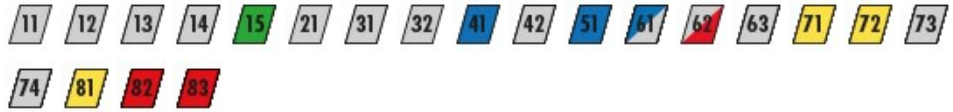
GF6165

DIN 13

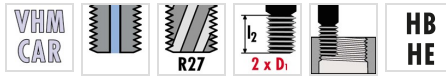
DIN 6535 HA



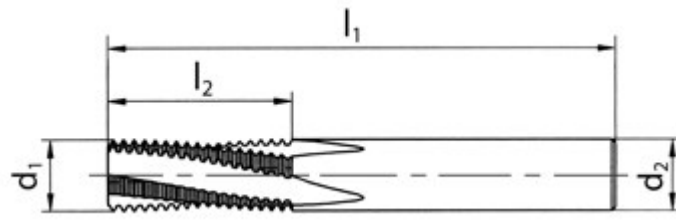
Material groups



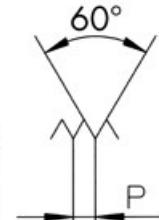
CHARACTERISTICS



Technical drawing



Profile sketch



Tool data

ID	D1	Ø d1	P	l1	l2	d2		
124239	M8x1	5.95	1.000	54.0	17.5	6.00	3	7.00

Product range GF6165 M8x1

ID	D1	Ø d1	P	l1	l2	d2		
135221	M6x0.5	4.50	0.500	54.0	12.8	6.00	3	5.50
123664	M6x0.75	4.50	0.750	54.0	13.1	6.00	3	5.25
143110	M8x0.75	5.95	0.750	54.0	16.9	6.00	3	7.25
124239	M8x1	5.95	1.000	54.0	17.5	6.00	3	7.00
135002	M8x0.5	5.95	0.500	54.0	17.8	6.00	3	7.50
119986	M10x1	7.95	1.000	64.0	21.5	8.00	4	9.00
120102	M10x1.25	7.95	1.250	64.0	21.9	8.00	4	8.80
120303	M12x1	9.95	1.000	72.0	25.5	10.00	4	11.00
120392	M12x1.5	9.95	1.500	72.0	26.3	10.00	4	10.50