

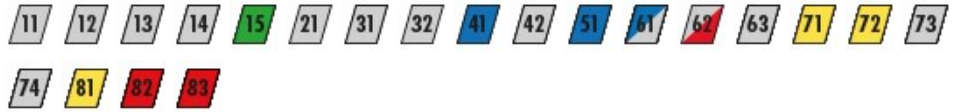
GF6165

DIN EN ISO 228

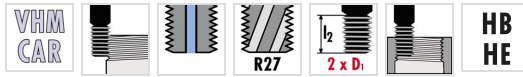
DIN 6535 HA



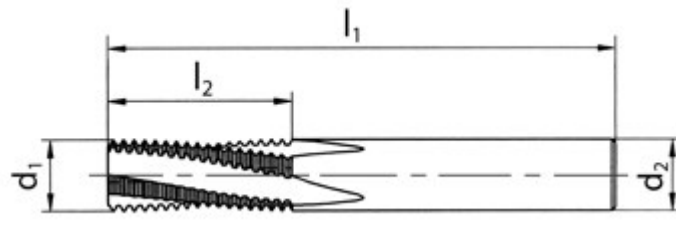
Material groups



CHARACTERISTICS



Technical drawing



Profile sketch



Tool data

ID	D1	Ø d1	P	l1	l2	d2		
119292	G1/4	9.95	1.337	72.0	28.7	10.00	4	11.60

Product range GF6165 G1/4

ID	D1	Ø d1	P	l1	l2	d2		
119347	G1/8	7.95	0.907	64.0	21.3	8.00	4	8.75
119292	G1/4	9.95	1.337	72.0	28.7	10.00	4	11.60
119678	G3/8	13.60	1.337	80.0	35.4	14.00	4	15.20