

N320-4

DIN 13

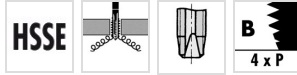
DIN 371



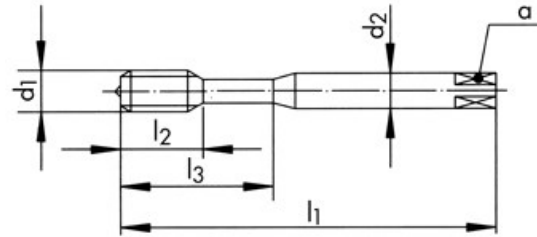
Material groups



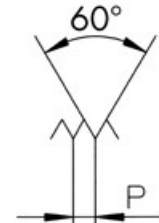
CHARACTERISTICS



Technical drawing



Profile sketch



Tool data

ID	D1	Ø d1	Tol	P	l1	l2	l3	d2	a		
111522	M4	4.00	6H	0.700	63.0	14.0	21	4.50	3.4	3	3.40

Product range N320-4 M4 6H +0.1

ID	D1	Ø d1	Tol	P	l1	l2	l3	d2	a		
101482	M2.5	2.50	6G	0.450	50.0	10.0	0	2.80	2.1	3	2.05
101483	M2.5	2.50	6H	0.450	50.0	10.0	0	2.80	2.1	3	2.05
159345	M2.5	2.50	4H	0.450	50.0	10.0	0	2.80	2.1	3	2.05
101484	M2.6	2.60	6H	0.450	50.0	10.0	0	2.80	2.1	3	2.15
101485	M3	3.00	6H	0.500	56.0	12.0	18	3.50	2.7	3	2.50
101486	M3	3.00	6G	0.500	56.0	12.0	18	3.50	2.7	3	2.50
101487	M3	3.00	4H	0.500	56.0	12.0	18	3.50	2.7	3	2.50
101489	M3	3.00	7G	0.500	56.0	12.0	18	3.50	2.7	3	2.50
111473	M3	3.00	6H LH	0.500	56.0	12.0	18	3.50	2.7	3	2.50
101488	M3	3.00	6H	0.500	56.0	12.0	18	3.50	2.7	3	2.60
101491	M3.5	3.50	6H	0.600	56.0	13.0	20	4.00	3.0	3	2.90
101490	M3.5	3.50	6G	0.600	56.0	13.0	20	4.00	3.0	3	2.95
101493	M4	4.00	4H	0.700	63.0	14.0	21	4.50	3.4	3	3.30
111474	M4	4.00	6H LH	0.700	63.0	14.0	21	4.50	3.4	3	3.30
101495	M4	4.00	6H	0.700	63.0	14.0	21	4.50	3.4	3	3.30

ID	D1	Ø d1	Tol	P	l1	l2	l3	d2	a		
101496	M4	4.00	7G	0.700	63.0	14.0	21	4.50	3.4	3	3.35
101494	M4	4.00	6G	0.700	63.0	14.0	21	4.50	3.4	3	3.35
111522	M4	4.00	6H	0.700	63.0	14.0	21	4.50	3.4	3	3.40
101497	M5	5.00	4H	0.800	70.0	15.0	25	6.00	4.9	3	4.20
111475	M5	5.00	6H LH	0.800	70.0	15.0	25	6.00	4.9	3	4.20
101499	M5	5.00	6H	0.800	70.0	15.0	25	6.00	4.9	3	4.20
101500	M5	5.00	7G	0.800	70.0	15.0	25	6.00	4.9	3	4.25
101498	M5	5.00	6G	0.800	70.0	15.0	25	6.00	4.9	3	4.25
111523	M5	5.00	6H	0.800	70.0	15.0	25	6.00	4.9	3	4.30
111476	M6	6.00	6H LH	1.000	80.0	17.0	30	6.00	4.9	3	5.00
101501	M6	6.00	4H	1.000	80.0	17.0	30	6.00	4.9	3	5.00
101502	M6	6.00	6G	1.000	80.0	17.0	30	6.00	4.9	3	5.00
101503	M6	6.00	6H	1.000	80.0	17.0	30	6.00	4.9	3	5.00
101504	M6	6.00	7G	1.000	80.0	17.0	30	6.00	4.9	3	5.00
111524	M6	6.00	6H	1.000	80.0	17.0	30	6.00	4.9	3	5.10
101505	M8	8.00	6G	1.250	90.0	20.0	35	8.00	6.2	3	6.80
101506	M8	8.00	6H	1.250	90.0	20.0	35	8.00	6.2	3	6.80
146484	M10	10.00	4H	1.500	100.0	22.0	39	10.00	8.0	3	8.50
101481	M10	10.00	6H	1.500	100.0	22.0	39	10.00	8.0	3	8.50