

N1110-S

DIN 13

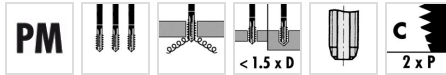
ISO 529



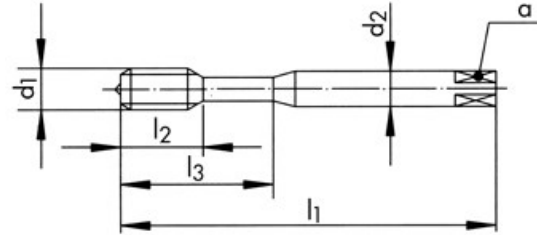
Material groups



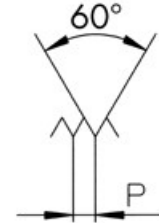
CHARACTERISTICS



Technical drawing



Profile sketch



Tool data

ID	D1	Ø d1	Tol	P	l1	l2	d2	a		
111017	M1.2	1.20	4H	0.250	40.0	5.5	2.50	2.1	3	0.95

Product range N1110-S M1.2 4H

ID	D1	Ø d1	Tol	P	l1	l2	l3	d2	a		
111015	M1	1.00	4H	0.250	40.0	5.5	0	2.50	2.1	3	0.75
111017	M1.2	1.20	4H	0.250	40.0	5.5	0	2.50	2.1	3	0.95
111018	M1.4	1.40	4H	0.300	40.0	7.0	0	2.50	2.1	3	1.10
111020	M1.6	1.60	6H	0.350	40.0	8.0	0	2.50	2.1	3	1.25
111021	M1.7	1.70	6H	0.350	40.0	8.0	0	2.50	2.1	3	1.35
111022	M1.8	1.80	6H	0.350	40.0	8.0	0	2.50	2.1	3	1.45
111028	M2	2.00	6H	0.400	45.0	8.0	0	2.80	2.1	3	1.60
111030	M2.2	2.20	6H	0.450	45.0	9.5	0	2.80	2.1	3	1.75
111032	M2.5	2.50	6H	0.450	45.0	9.5	0	2.80	2.1	3	2.05
111034	M2.6	2.60	6H	0.450	45.0	9.5	0	2.80	2.1	3	2.15
111036	M3	3.00	6H	0.500	48.0	11.0	18	3.15	2.5	3	2.50
111038	M3.5	3.50	6H	0.600	50.0	13.0	20	3.55	2.8	3	2.90
111042	M4	4.00	6H	0.700	53.0	13.0	21	4.00	3.2	3	3.30
111047	M5	5.00	6H	0.800	58.0	16.0	25	5.00	4.0	3	4.20
111053	M6	6.00	6H	1.000	66.0	19.0	30	6.30	5.0	3	5.00

ID	D1	Ø d1	Tol	P	l1	l2	l3	d2	a		
111059	M8	8.00	6H	1.250	72.0	22.0	35	8.00	6.3	3	6.80
111061	M9	9.00	6H	1.250	72.0	22.0	36	9.00	7.1	3	7.80
111026	M10	10.00	6H	1.500	80.0	24.0	39	10.00	8.0	3	8.50