

# N410-3

DIN 13

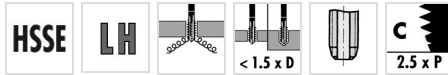
DIN 374



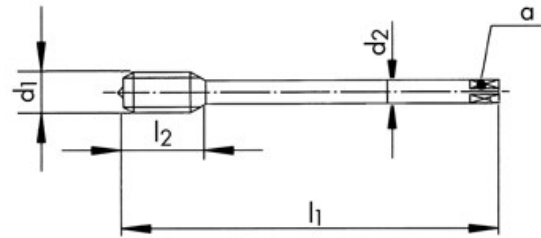
**Material groups**



**CHARACTERISTICS**



**Technical drawing**



**Profile sketch**







**Tool data**



ID	D1	Ø d1	ToI	P	l1	l2	d2	a		
105167	M30x1.5	30.00	6H LH	1.500	150.0	32.0	22.00	18.0	4	28.50

**Product range N410-3 M30x1.5 6H LH**

ID	D1	Ø d1	ToI	P	l1	l2	d2	a		
101923	M4x0.5	4.00	6H	0.500	63.0	14.0	2.80	2.1	3	3.50
104844	M4x0.5	4.00	6H LH	0.500	63.0	14.0	2.80	2.1	3	3.50
104845	M5x0.5	5.00	6H LH	0.500	70.0	15.0	3.50	2.7	3	4.50
101941	M5x0.5	5.00	6H	0.500	70.0	15.0	3.50	2.7	3	4.50
101952	M6x0.75	6.00	6H	0.750	80.0	17.0	4.50	3.4	3	5.25
104847	M6x0.75	6.00	6H LH	0.750	80.0	17.0	4.50	3.4	3	5.25
104846	M6x0.5	6.00	6H LH	0.500	80.0	17.0	4.50	3.4	3	5.50
101951	M6x0.5	6.00	6H	0.500	80.0	17.0	4.50	3.4	3	5.50
101954	M7x0.75	7.00	6H	0.750	80.0	17.0	5.50	4.3	3	6.25
104848	M7x0.75	7.00	6H LH	0.750	80.0	17.0	5.50	4.3	3	6.25
101957	M8x1	8.00	6H	1.000	90.0	20.0	6.00	4.9	3	7.00
104851	M8x1	8.00	6H LH	1.000	90.0	20.0	6.00	4.9	3	7.00
104850	M8x0.75	8.00	6H LH	0.750	90.0	20.0	6.00	4.9	3	7.25
101956	M8x0.75	8.00	6H	0.750	90.0	20.0	6.00	4.9	3	7.25
101955	M8x0.5	8.00	6H	0.500	90.0	20.0	6.00	4.9	3	7.50

ID	D1	Ø d1	Tol	P	l1	l2	d2	a		
104849	M8x0.5	8.00	6H LH	0.500	90.0	20.0	6.00	4.9	3	7.50
158401	M13x1	13.00	6H	1.000	100.0	21.0	11.00	9.0	3	12.00
101865	M10x1.25	10.00	6H	1.250	100.0	22.0	7.00	5.5	3	8.80
101864	M10x1	10.00	6H	1.000	100.0	22.0	7.00	5.5	3	9.00
104853	M10x1	10.00	6H LH	1.000	100.0	22.0	7.00	5.5	3	9.00
104852	M10x0.75	10.00	6H LH	0.750	100.0	22.0	7.00	5.5	3	9.25
101863	M10x0.75	10.00	6H	0.750	100.0	22.0	7.00	5.5	3	9.25
101869	M12x1.5	12.00	6H	1.500	100.0	24.0	9.00	7.0	3	10.50
104856	M12x1.5	12.00	6H LH	1.500	100.0	24.0	9.00	7.0	3	10.50
104855	M12x1.25	12.00	6H LH	1.250	100.0	24.0	9.00	7.0	3	10.80
101868	M12x1.25	12.00	6H	1.250	100.0	24.0	9.00	7.0	3	10.80
101867	M12x1	12.00	6H	1.000	100.0	24.0	9.00	7.0	3	11.00
104854	M12x1	12.00	6H LH	1.000	100.0	24.0	9.00	7.0	3	11.00
104859	M14x1.5	14.00	6H LH	1.500	100.0	24.0	11.00	9.0	3	12.50
101873	M14x1.5	14.00	6H	1.500	100.0	24.0	11.00	9.0	3	12.50
101872	M14x1.25	14.00	6H	1.250	100.0	24.0	11.00	9.0	3	12.80
104858	M14x1.25	14.00	6H LH	1.250	100.0	24.0	11.00	9.0	3	12.80
104857	M14x1	14.00	6H LH	1.000	100.0	24.0	11.00	9.0	3	13.00
101871	M14x1	14.00	6H	1.000	100.0	24.0	11.00	9.0	3	13.00
101876	M15x1.5	15.00	6H	1.500	100.0	26.0	12.00	9.0	3	13.50
101875	M15x1	15.00	6H	1.000	100.0	26.0	12.00	9.0	3	14.00
101879	M16x1.5	16.00	6H	1.500	100.0	26.0	12.00	9.0	4	14.50
104861	M16x1.5	16.00	6H LH	1.500	100.0	26.0	12.00	9.0	4	14.50
101878	M16x1.25	16.00	6H	1.250	100.0	26.0	12.00	9.0	4	14.80
101877	M16x1	16.00	6H	1.000	100.0	26.0	12.00	9.0	4	15.00
104860	M16x1	16.00	6H LH	1.000	100.0	26.0	12.00	9.0	4	15.00
104863	M18x1.5	18.00	6H LH	1.500	110.0	26.0	14.00	11.0	4	16.50
101882	M18x1.5	18.00	6H	1.500	110.0	26.0	14.00	11.0	4	16.50
101881	M18x1	18.00	6H	1.000	110.0	26.0	14.00	11.0	4	17.00
104862	M18x1	18.00	6H LH	1.000	110.0	26.0	14.00	11.0	4	17.00
104865	M20x1.5	20.00	6H LH	1.500	125.0	28.0	16.00	12.0	4	18.50
101884	M20x1.5	20.00	6H	1.500	125.0	28.0	16.00	12.0	4	18.50
104864	M20x1	20.00	6H LH	1.000	125.0	28.0	16.00	12.0	4	19.00
104866	M22x1.5	22.00	6H LH	1.500	125.0	28.0	18.00	14.5	4	20.50
101886	M22x1.5	22.00	6H	1.500	125.0	28.0	18.00	14.5	4	20.50
101889	M24x1.5	24.00	6H	1.500	140.0	30.0	18.00	14.5	4	22.50

ID	D1	Ø d1	Tol	P	l1	l2	d2	a		
104867	M24x1.5	24.00	6H LH	1.500	140.0	30.0	18.00	14.5	4	22.50
101892	M25x1.5	25.00	6H	1.500	140.0	30.0	18.00	14.5	4	23.50
101893	M26x1.5	26.00	6H	1.500	140.0	30.0	18.00	14.5	4	24.50
122023	M28x2	28.00	6H	2.000	140.0	30.0	20.00	16.0	4	26.00
105166	M28x1.5	28.00	6H LH	1.500	140.0	30.0	20.00	16.0	4	26.50
101896	M28x1.5	28.00	6H	1.500	140.0	30.0	20.00	16.0	4	26.50
101890	M24x2	24.00	6H	2.000	140.0	34.0	18.00	14.5	4	22.00
104868	M24x2	24.00	6H LH	2.000	140.0	34.0	18.00	14.5	4	22.00
101894	M27x2	27.00	6H	2.000	140.0	34.0	20.00	16.0	4	25.00
105130	M20x2	20.00	6H	2.000	140.0	36.0	16.00	12.0	3	18.00
101887	M22x2	22.00	6H	2.000	140.0	36.0	18.00	14.5	3	20.00
101900	M30x2	30.00	6H	2.000	150.0	32.0	22.00	18.0	4	28.00
105168	M30x2	30.00	6H LH	2.000	150.0	32.0	22.00	18.0	4	28.00
105167	M30x1.5	30.00	6H LH	1.500	150.0	32.0	22.00	18.0	4	28.50
101899	M30x1.5	30.00	6H	1.500	150.0	32.0	22.00	18.0	4	28.50
101898	M30x1	30.00	6H	1.000	150.0	32.0	22.00	18.0	4	29.00
101904	M32x2	32.00	6H	2.000	150.0	32.0	22.00	18.0	4	30.00
101903	M32x1.5	32.00	6H	1.500	150.0	32.0	22.00	18.0	4	30.50
101902	M32x1	32.00	6H	1.000	150.0	32.0	22.00	18.0	4	31.00
101906	M33x2	33.00	6H	2.000	160.0	32.0	25.00	20.0	4	31.00
101905	M33x1.5	33.00	6H	1.500	160.0	32.0	25.00	20.0	4	31.50
101909	M34x1.5	34.00	6H	1.500	170.0	32.0	28.00	22.0	4	32.50
101911	M35x2	35.00	6H	2.000	170.0	32.0	28.00	22.0	4	33.00
101910	M35x1.5	35.00	6H	1.500	170.0	32.0	28.00	22.0	4	33.50
101913	M36x2	36.00	6H	2.000	170.0	34.0	28.00	22.0	4	34.00
101912	M36x1.5	36.00	6H	1.500	170.0	34.0	28.00	22.0	4	34.50
101918	M38x2	38.00	6H	2.000	170.0	34.0	28.00	22.0	4	36.00
101917	M38x1.5	38.00	6H	1.500	170.0	34.0	28.00	22.0	4	36.50
101920	M39x2	39.00	6H	2.000	170.0	34.0	32.00	24.0	4	37.00
101927	M40x2	40.00	6H	2.000	170.0	34.0	32.00	24.0	5	38.00
101926	M40x1.5	40.00	6H	1.500	170.0	34.0	32.00	24.0	5	38.50
101925	M40x1	40.00	6H	1.000	170.0	34.0	32.00	24.0	5	39.00
101930	M42x2	42.00	6H	2.000	170.0	34.0	32.00	24.0	5	40.00
101929	M42x1.5	42.00	6H	1.500	170.0	34.0	32.00	24.0	5	40.50
101934	M45x2	45.00	6H	2.000	180.0	34.0	36.00	29.0	5	43.00
101933	M45x1.5	45.00	6H	1.500	180.0	34.0	36.00	29.0	5	43.50

ID	D1	Ø d1	Tol	P	l1	l2	d2	a		
101938	M48x2	48.00	6H	2.000	190.0	36.0	36.00	29.0	5	46.00
101937	M48x1.5	48.00	6H	1.500	190.0	36.0	36.00	29.0	5	46.50
101944	M50x2	50.00	6H	2.000	190.0	36.0	36.00	29.0	5	48.00
101943	M50x1.5	50.00	6H	1.500	190.0	36.0	36.00	29.0	5	48.50
101947	M52x2	52.00	6H	2.000	190.0	36.0	40.00	32.0	5	50.00
101914	M36x3	36.00	6H	3.000	200.0	45.0	28.00	22.0	4	33.00
101921	M39x3	39.00	6H	3.000	200.0	45.0	32.00	24.0	4	36.00
101928	M40x3	40.00	6H	3.000	200.0	45.0	32.00	24.0	4	37.00
101931	M42x3	42.00	6H	3.000	200.0	45.0	32.00	24.0	4	39.00
101935	M45x3	45.00	6H	3.000	200.0	45.0	36.00	29.0	4	42.00
105132	M60x2	60.00	6H	2.000	220.0	42.0	45.00	35.0	5	58.00
101939	M48x3	48.00	6H	3.000	220.0	48.0	36.00	29.0	5	45.00