

N420-3

DIN 40430

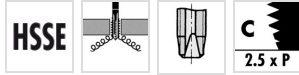
DIN 40433



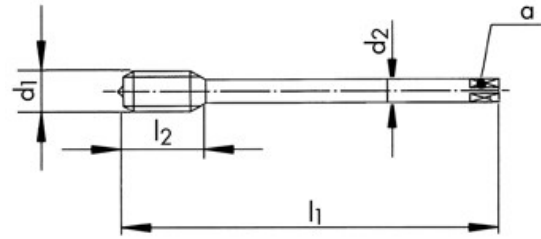
Material groups



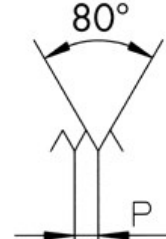
CHARACTERISTICS



Technical drawing



Profile sketch



Tool data

ID	D1	Ø d1	P	l1	l2	d2	a		
104906	PG21	28.30	1.588	150.0	36.0	22.00	18.0	4	26.80

Product range N420-3 PG21

ID	D1	Ø d1	P	l1	l2	d2	a		
104901	PG7	12.50	1.270	100.0	24.0	9.00	7.0	3	11.30
104902	PG9	15.20	1.411	100.0	26.0	12.00	9.0	3	13.90
104903	PG11	18.60	1.411	110.0	26.0	14.00	11.0	4	17.30
104904	PG13.5	20.40	1.411	125.0	28.0	16.00	12.0	4	19.10
104905	PG16	22.50	1.411	125.0	28.0	18.00	14.5	4	21.20
104906	PG21	28.30	1.588	150.0	36.0	22.00	18.0	4	26.80
104907	PG29	37.00	1.588	170.0	38.0	28.00	22.0	4	35.50
104908	PG36	47.00	1.588	190.0	38.0	36.00	29.0	5	45.50