

# Z360V-3

DIN 13

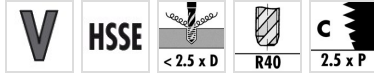
DIN 371



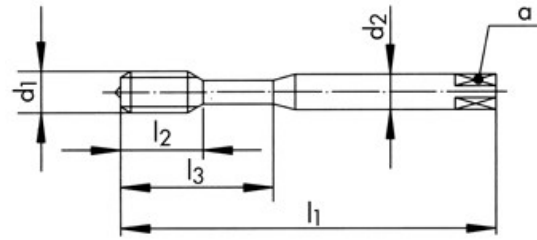
**Material groups**



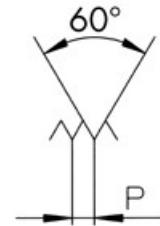
**CHARACTERISTICS**



**Technical drawing**



**Profile sketch**



**Tool data**

ID	D1	Ø d1	ToI	P	l1	l2	l3	d2	a		
104675	M4x0.5	4.00	6H	0.500	63.0	7.5	21	4.50	3.4	3	3.50

**Product range Z360V-3 M4x0.5 6H**

ID	D1	Ø d1	ToI	P	l1	l2	l3	d2	a		
104675	M4x0.5	4.00	6H	0.500	63.0	7.5	21	4.50	3.4	3	3.50
104676	M5x0.5	5.00	6H	0.500	70.0	9.0	25	6.00	4.9	3	4.50
104677	M6x0.75	6.00	6H	0.750	80.0	11.0	30	6.00	4.9	3	5.25
104678	M8x1	8.00	6H	1.000	90.0	12.5	35	8.00	6.2	3	7.00
104674	M10x1	10.00	6H	1.000	100.0	14.0	39	10.00	8.0	3	9.00