


N5120

DIN EN ISO 228

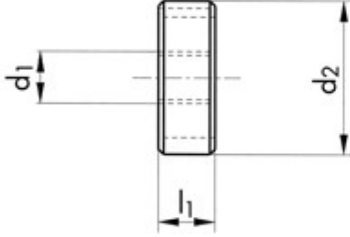
DIN EN 24231



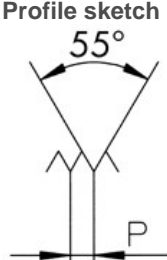
CHARACTERISTICS

HSS $\geq \text{Ø}3$ 1.75 x P

Technical drawing



Profile sketch



Tool data

ID	D1	Ø d1	Tol	P	l1	d2		
103926	G1/8	9.73	A	0.907	11.0	30.00	5	9.62

Product range N5120 G1/8

ID	D1	Ø d1	Tol	P	l1	d2		
103924	G1/4	13.16	A	1.337	10.0	38.00	5	13.03
103925	G1/4	13.16	A LH	1.337	10.0	38.00	5	13.03
103926	G1/8	9.73	A	0.907	11.0	30.00	5	9.62
103935	G3/8	16.66	A	1.337	14.0	45.00	5	16.54
103936	G3/8	16.66	A LH	1.337	14.0	45.00	5	16.54
103922	G1/2	20.96	A	1.814	14.0	45.00	6	20.81
103923	G1/2	20.96	A LH	1.814	14.0	45.00	6	20.81
103938	G5/8	22.91	A	1.814	16.0	55.00	5	22.77
103933	G3/4	26.44	A	1.814	16.0	55.00	6	26.30
103934	G3/4	26.44	A LH	1.814	16.0	55.00	6	26.30
103940	G7/8	30.20	A	1.814	18.0	65.00	6	30.06
103928	G1	33.25	A	2.309	18.0	65.00	7	33.07
103918	G1 1/4	41.91	A	2.309	20.0	75.00	8	41.73
103917	G1 1/2	47.80	A	2.309	22.0	90.00	8	47.62
103932	G2	59.61	A	2.309	22.0	105.00	9	59.43
103930	G2 1/2	75.18	A	2.309	22.0	120.00	10	74.97