

N1210-3

ASME B1.1

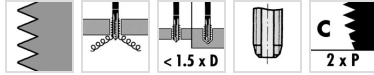
ISO 529



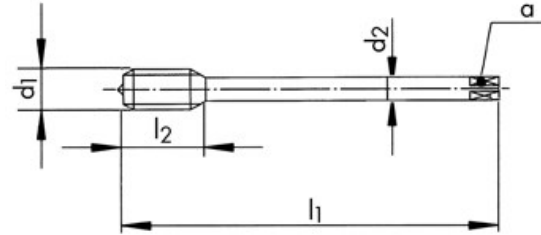
Material groups



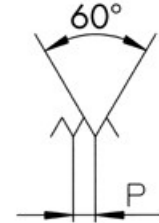
CHARACTERISTICS



Technical drawing



Profile sketch



Tool data

ID	D1	Ø d1	Tol	P	l1	l2	d2	a		
103609	UNEF1/2-28	12.70	2B	0.907	89.0	24.0	9.00	7.1	3	11.85

Product range N1210-3 UNEF1/2-28 2B

ID	D1	Ø d1	Tol	P	l1	l2	d2	a		
103615	UNEF7/16-28	11.11	2B	0.907	85.0	22.0	8.00	6.3	3	10.25
103609	UNEF1/2-28	12.70	2B	0.907	89.0	24.0	9.00	7.1	3	11.85
103617	UNEF9/16-24	14.29	2B	1.058	95.0	24.0	11.20	9.0	3	13.20
103614	UNEF5/8-24	15.88	2B	1.058	102.0	32.0	12.50	10.0	3	14.80
103611	UNEF11/16-24	17.46	2B	1.058	104.0	26.0	14.00	11.2	4	16.40
103613	UNEF3/4-20	19.05	2B	1.270	112.0	33.0	14.00	11.2	4	17.80
103616	UNEF7/8-20	22.23	2B	1.270	115.0	32.0	16.00	12.5	4	21.00
103610	UNEF1-20	25.40	2B	1.270	120.0	30.0	18.00	14.0	4	24.10