

N1210-3

DIN 13

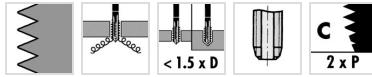
ISO 529



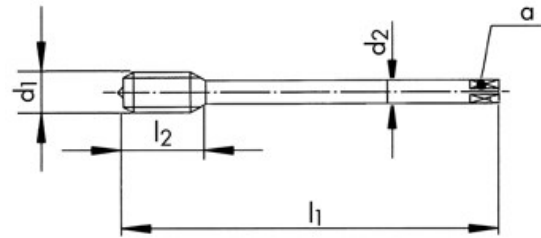
Material groups



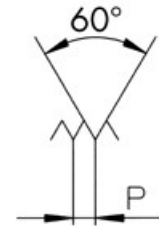
CHARACTERISTICS



Technical drawing



Profile sketch





Tool data

ID	D1	Ø d1	Tol	P	l1	l2	d2	a		
103502	M14x0.5	14.00	6H	0.500	95.0	24.0	11.20	9.0	3	13.50

Product range N1210-3 M14x0.5 6H

ID	D1	Ø d1	Tol	P	l1	l2	d2	a		
103488	M11x1.25	11.00	6H	1.250	85.0	22.0	8.00	6.3	3	9.80
103487	M11x1	11.00	6H	1.000	85.0	22.0	8.00	6.3	3	10.00
103486	M11x0.75	11.00	6H	0.750	85.0	22.0	8.00	6.3	3	10.25
103485	M11x0.5	11.00	6H	0.500	85.0	22.0	8.00	6.3	3	10.50
103497	M12x1.5	12.00	6H	1.500	89.0	24.0	9.00	7.1	3	10.50
103495	M12x1.25	12.00	6H	1.250	89.0	24.0	9.00	7.1	3	10.80
103493	M12x1	12.00	6H	1.000	89.0	24.0	9.00	7.1	3	11.00
103491	M12x0.75	12.00	6H	0.750	89.0	24.0	9.00	7.1	3	11.25
103490	M12X0.5	12.00	6H	0.500	89.0	24.0	9.00	7.1	3	11.50
103513	M15x1	15.00	6H	1.000	90.0	23.0	11.20	9.0	3	14.00
103512	M15x0.75	15.00	6H	0.750	90.0	23.0	11.20	9.0	3	14.25
103525	M17x1	17.00	6H	1.000	95.0	23.0	12.50	10.0	4	16.00
103508	M14x1.5	14.00	6H	1.500	95.0	24.0	11.20	9.0	3	12.50
103506	M14x1.25	14.00	6H	1.250	95.0	24.0	11.20	9.0	3	12.80
103504	M14x1	14.00	6H	1.000	95.0	24.0	11.20	9.0	3	13.00

ID	D1	Ø d1	Tol	P	l1	l2	d2	a		
103503	M14x0.75	14.00	6H	0.750	95.0	24.0	11.20	9.0	3	13.25
103502	M14x0.5	14.00	6H	0.500	95.0	24.0	11.20	9.0	3	13.50
103520	M16x1.5	16.00	6H	1.500	102.0	32.0	12.50	10.0	4	14.50
103517	M16x1	16.00	6H	1.000	102.0	32.0	12.50	10.0	4	15.00
103516	M16x0.75	16.00	6H	0.750	102.0	32.0	12.50	10.0	4	15.25
103515	M16x0.5	16.00	6H	0.500	102.0	32.0	12.50	10.0	4	15.50
103533	M18x2	18.00	6H	2.000	112.0	30.0	14.00	11.2	3	16.00
103531	M18x1.5	18.00	6H	1.500	112.0	30.0	14.00	11.2	4	16.50
103528	M18x1	18.00	6H	1.000	112.0	30.0	14.00	11.2	4	17.00
103527	M18x0.75	18.00	6H	0.750	112.0	30.0	14.00	11.2	4	17.25
103536	M19x1	19.00	6H	1.000	112.0	33.0	14.00	11.2	4	18.00
103540	M20x1.5	20.00	6H	1.500	112.0	37.0	14.00	11.2	4	18.50
103539	M20x1.25	20.00	6H	1.250	112.0	37.0	14.00	11.2	4	18.80
103537	M20x1	20.00	6H	1.000	112.0	37.0	14.00	11.2	4	19.00
103548	M22x2	22.00	6H	2.000	115.0	32.0	16.00	12.5	3	20.00
103546	M22x1.5	22.00	6H	1.500	115.0	32.0	16.00	12.5	4	20.50
103545	M22x1	22.00	6H	1.000	115.0	32.0	16.00	12.5	4	21.00
103553	M24x1.5	24.00	6H	1.500	120.0	30.0	18.00	14.0	4	22.50
103561	M25x2	25.00	6H	2.000	120.0	30.0	18.00	14.0	4	23.00
103552	M24x1	24.00	6H	1.000	120.0	30.0	18.00	14.0	4	23.00
103560	M25x1.5	25.00	6H	1.500	120.0	30.0	18.00	14.0	4	23.50
103559	M25x1	25.00	6H	1.000	120.0	30.0	18.00	14.0	4	24.00
103564	M26x2	26.00	6H	2.000	120.0	30.0	18.00	14.0	4	24.00
103563	M26x1.5	26.00	6H	1.500	120.0	30.0	18.00	14.0	4	24.50
103562	M26x1	26.00	6H	1.000	120.0	30.0	18.00	14.0	4	25.00
103566	M27x1.5	27.00	6H	1.500	127.0	30.0	20.00	16.0	4	25.50
103565	M27x1	27.00	6H	1.000	127.0	30.0	20.00	16.0	4	26.00
103571	M28x1.5	28.00	6H	1.500	127.0	30.0	20.00	16.0	4	26.50
103570	M28x1	28.00	6H	1.000	127.0	30.0	20.00	16.0	4	27.00
103577	M30x2	30.00	6H	2.000	127.0	32.0	20.00	16.0	4	28.00
103575	M30x1.5	30.00	6H	1.500	127.0	32.0	20.00	16.0	4	28.50
103555	M24x2	24.00	6H	2.000	130.0	45.0	18.00	14.0	4	22.00